



# OIC EXCHANGES FORUM

Statistics Report (2019)

# OICEF STATISTICS REPORT

## Statistical information on

- capital markets of the OIC Member States,
- based on information provided by Members.
  - directly via OICEF Statistics Survey
  - indirectly via WFE Statistics Portal, Member Websites, etc.

Mandated at 7<sup>th</sup> OICEF Meeting (2013)

Past reports and glossary (terms' definitions) at [oicexchanges.org](http://oicexchanges.org)

## Exchange Section

- Equities
- Debt Securities
- Derivatives
- Other Products
- Sharia-compliant Securities

## CSD Section

- Number of Issuers
- Number of Investors
- Number of Accounts
- Value of Holdings (ownership)

# OICEF STATISTICS SURVEY

## Features

- Terms' definitions based on WFE Statistics Definitions
- Values in USD for easier comparison
- Protected excel with notes section for easier participation
- Example surveys of BIST and MKK for guidance
- E-mail and phone support for extended discussions
- Online portal (planned) for sustainability and resilience

## Survey Target

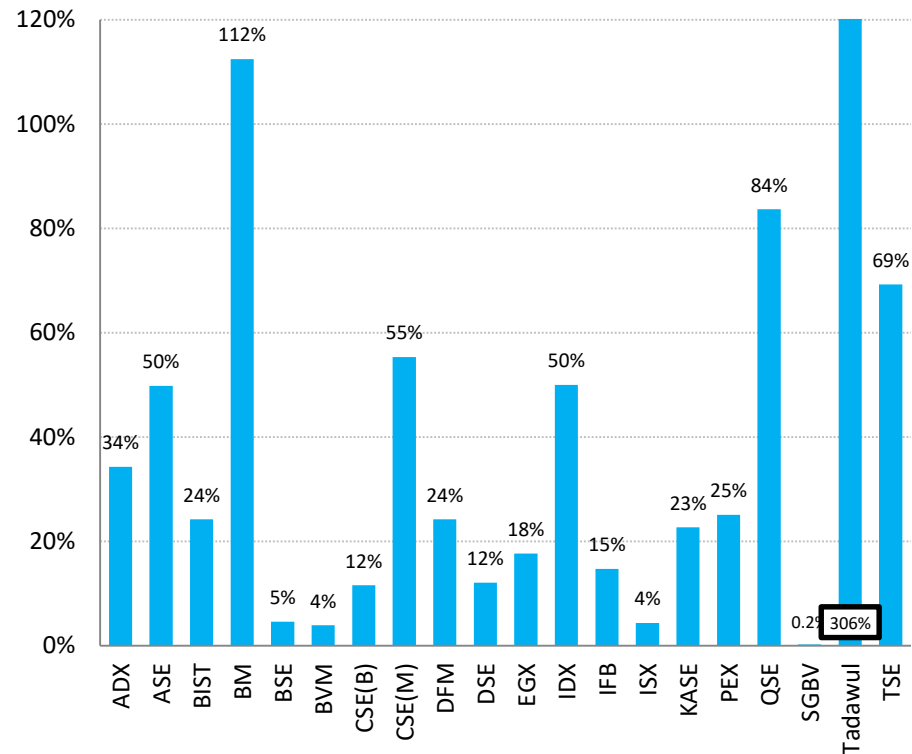
- 48 out of 57\* OIC Member States have active exchanges

## Participants

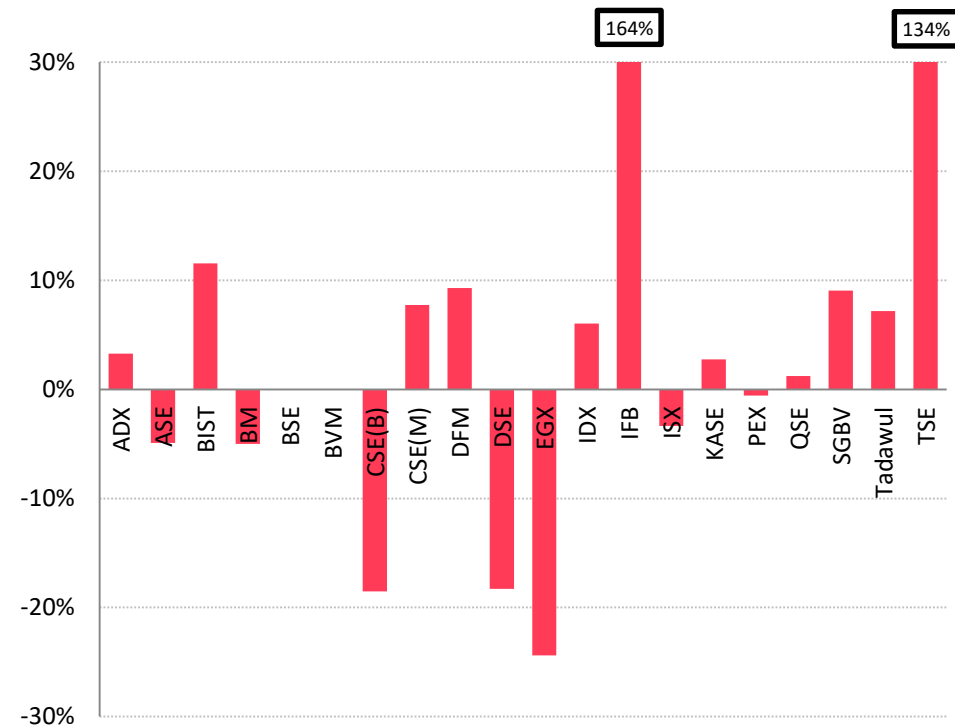
- 20 stock exchanges (including 3 exchanges via WFE Portal)
- 14 central securities depositories (including 6 depository departments)

# INDICES AND CAPITAL MARKETS

Market Capitalization / GDP, 2019

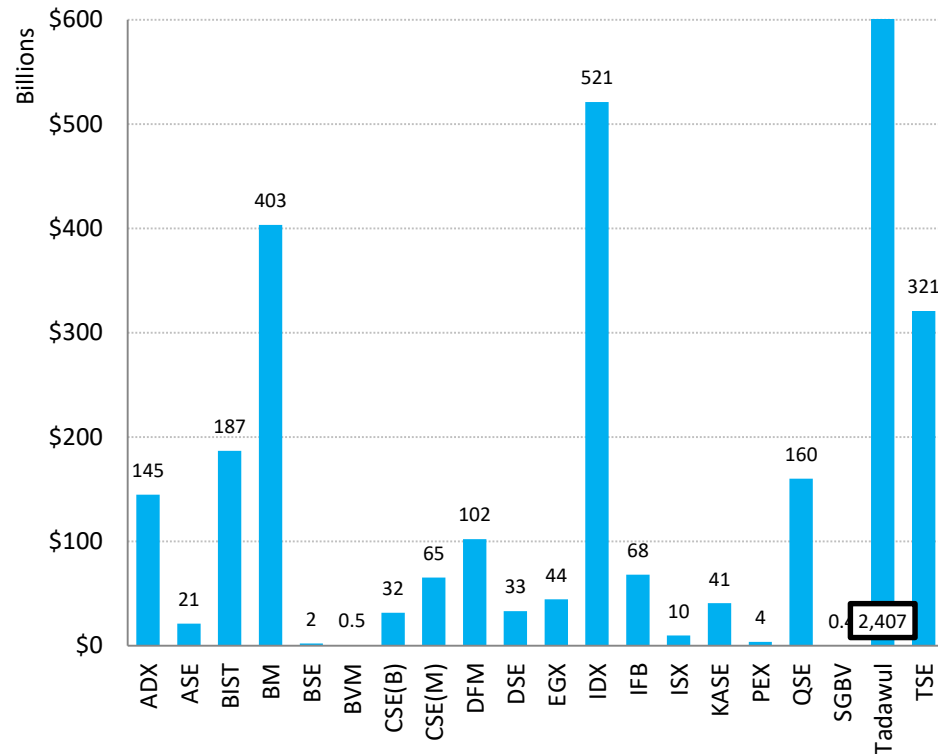


Value of Benchmark Index (\$), Change from 2018 to 2019

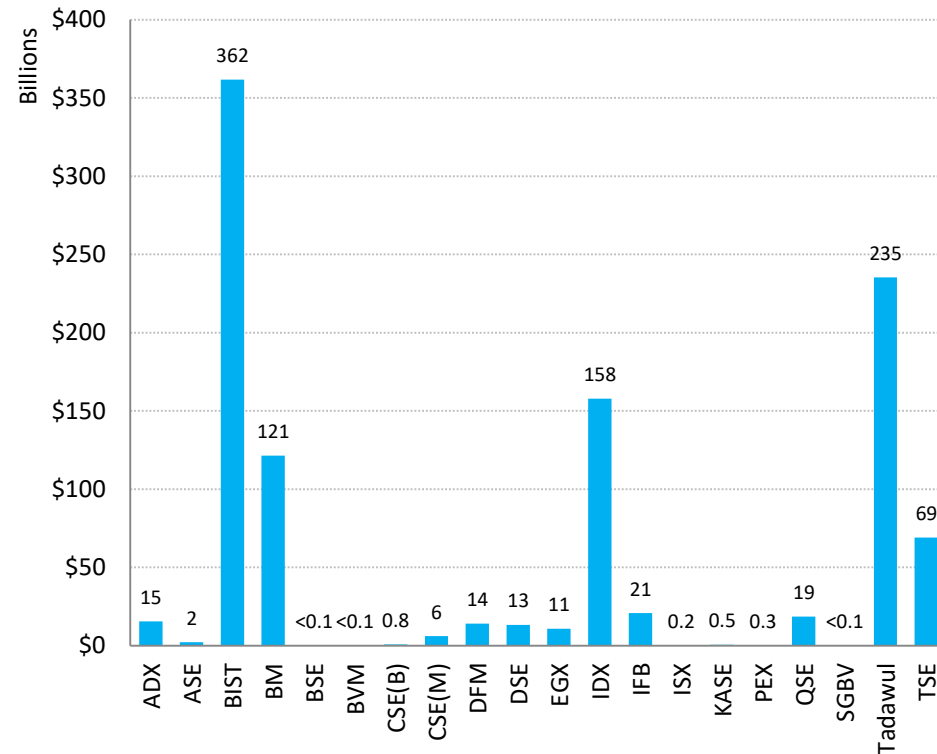


# EQUITIES

Market Capitalization, 2019

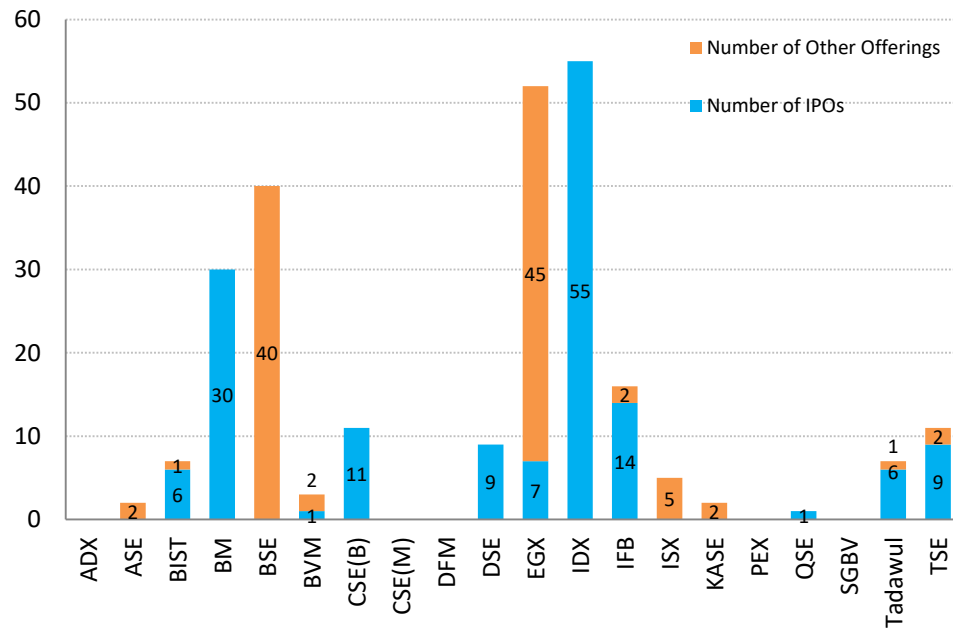


Value of Trading, 2019

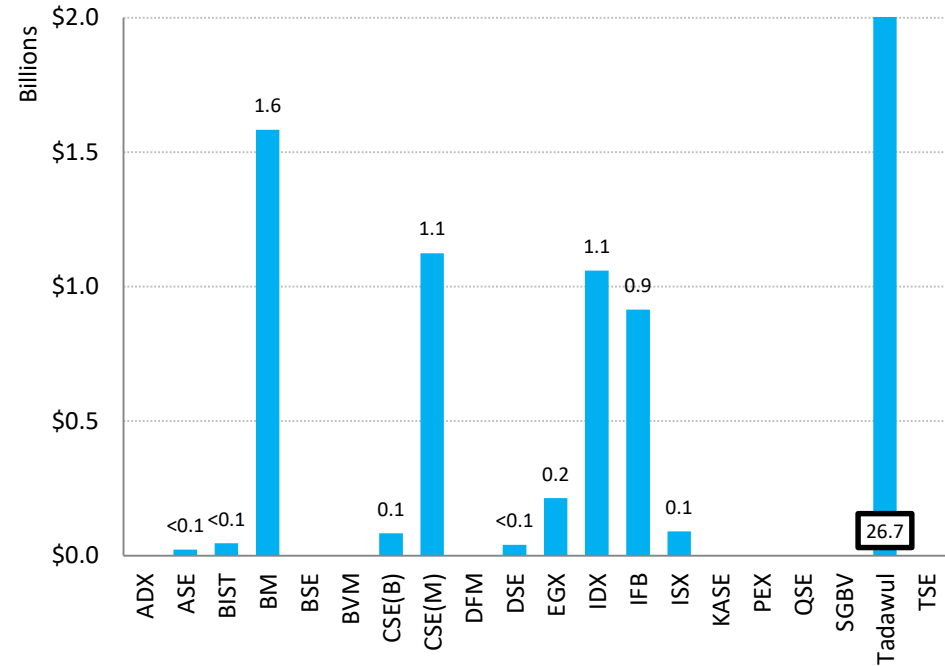


# PUBLIC OFFERINGS

Number of New Companies, 2019

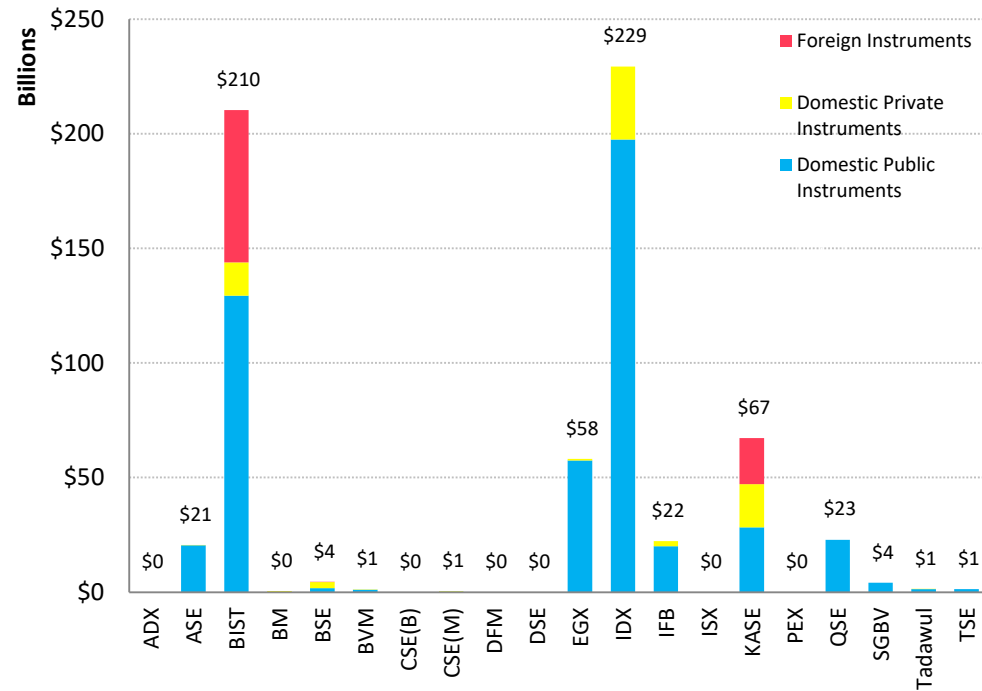


Investment Flows from Public Offerings, 2019

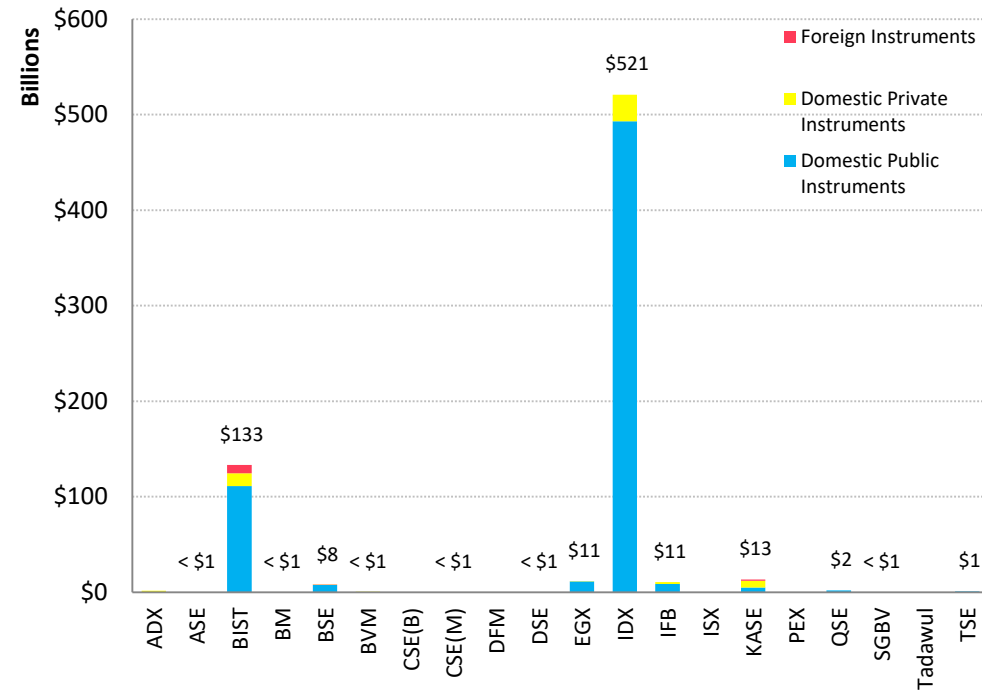


# DEBT SECURITIES

Value of Instruments Listed, 2019



Value of Trading, 2019



# DERIVATIVES AND OTHER PRODUCTS

	ADX	ASE	BIST	BM	BSE	BVM	CSE (B)	CSE (M)	DFM	DSE	EGX	IDX	IFB	ISX	KASE	PEX	QSE	SGBV	Tadawul	TSE
Stock Futures																				
Stock Index Futures																				
ETF Futures																				
Interest Rate Futures																				
Currency Futures																				
Commodity Futures																				
Stock Options																				
Stock Index Options																				
ETF Options																				
Interest Rate Options																				
Currency Options																				
Commodity Options																				

- **Borsa İstanbul**

- Gold (\$12.9 billion)
- Silver (\$221 million)
- Platinum and Palladium (\$1.3 million)

- **Baku Stock Exchange**

- Contracts for differences on currencies and commodities

- **Iran Fara Bourse**

- Unlisted (admitted to trading) equity and outright offering transactions (M&A) (\$11.5 billion)
- Intellectual property transactions (\$476,190)
- Equity and ETF underwriting products (\$40.8 million)



# SHARIA-COMPLIANT SECURITIES

## 392 Sukuk

- 21% annual increase
- 69 issuers
- \$73.5b value (+30%)
- \$23.5b trading value (+11%)

## 1,531 Shares

- 9% annual increase

## 32 ETFs

- 10% annual increase

## 20 REITs

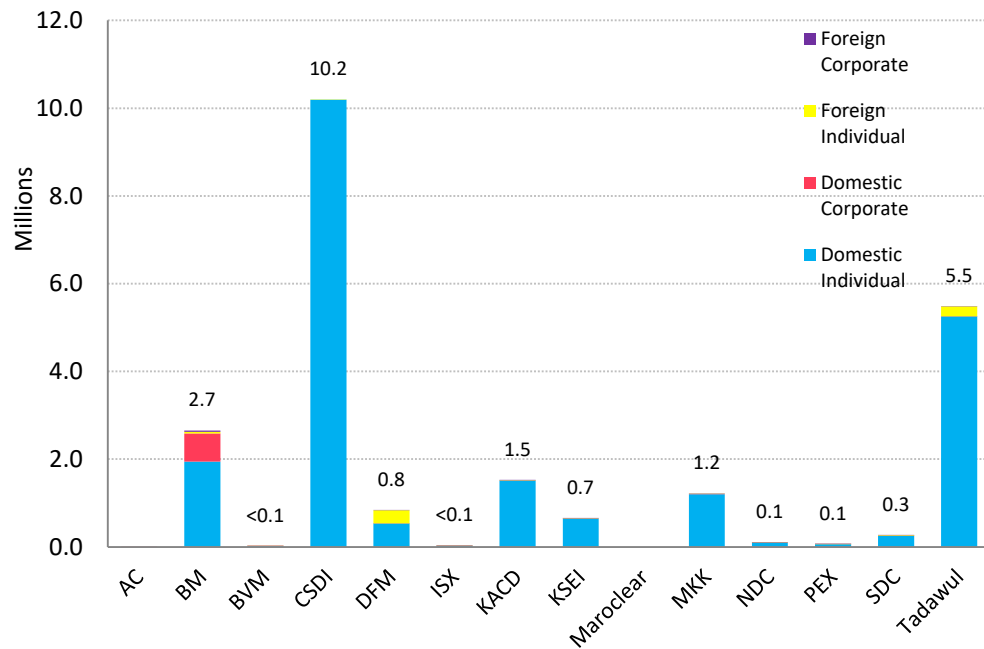
- 100% annual increase

## 46 Other Products

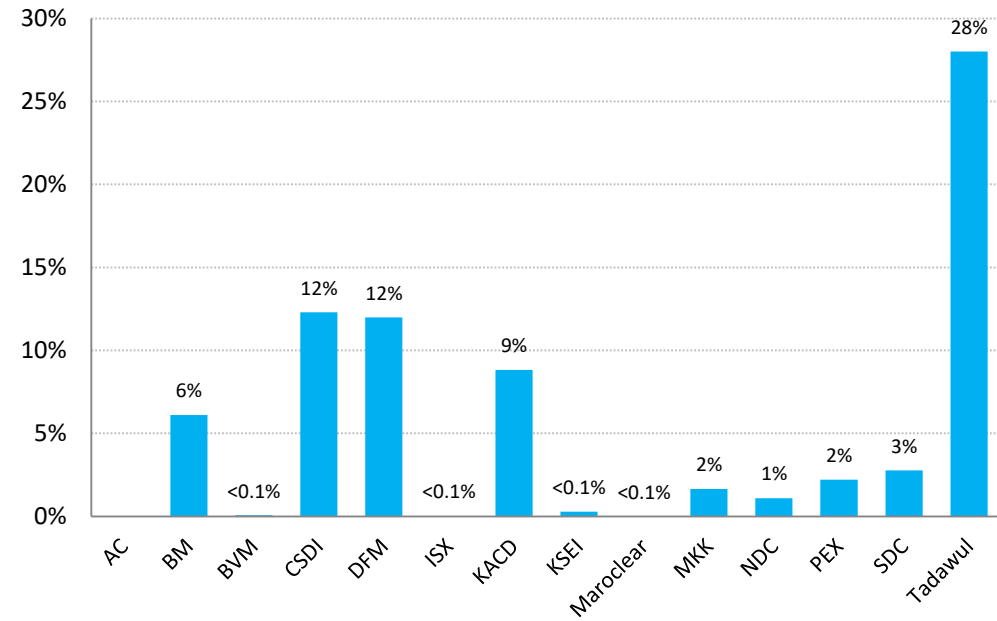
- 31% annual increase

# CENTRAL SECURITIES DEPOSITORIES (CSDS)

Number of Investors, 2019 (Equities)

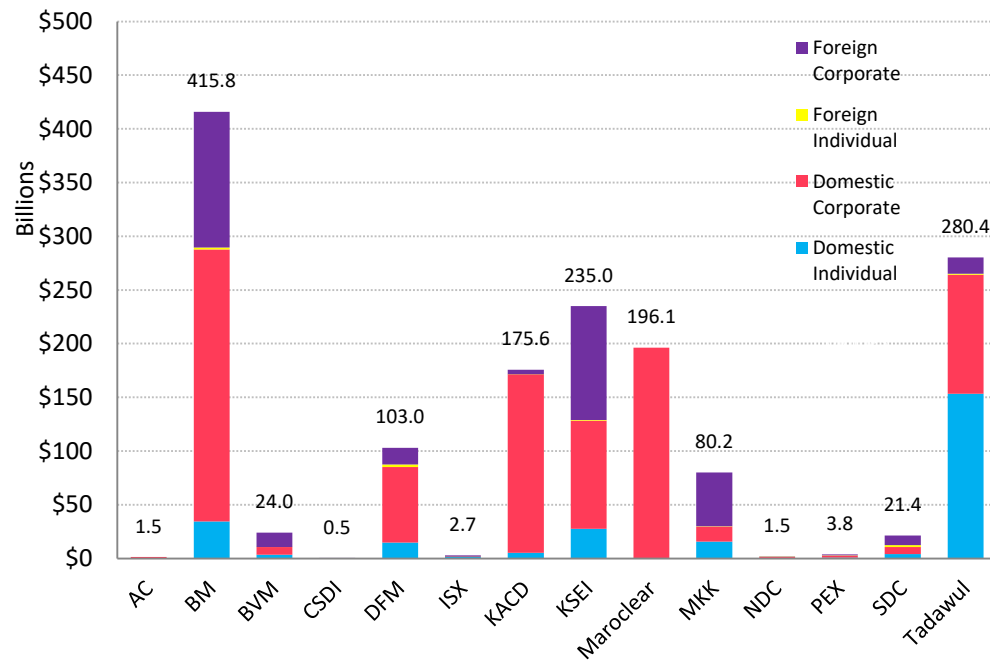


Number of Domestic Individual Accounts / Population, 2019

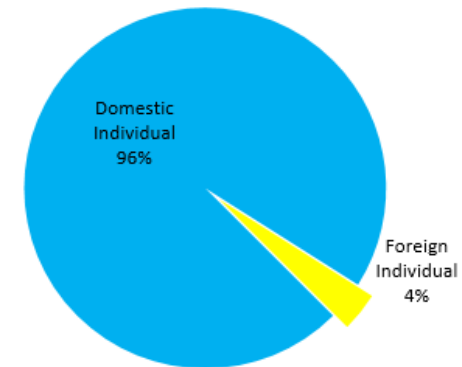


# CENTRAL SECURITIES DEPOSITORIES (CSDS)

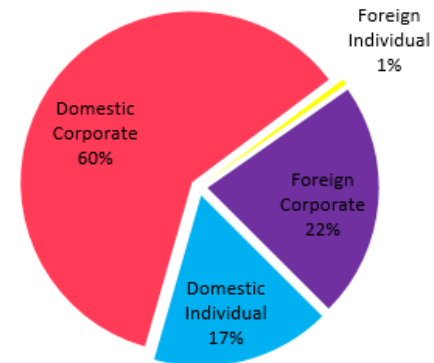
Value of Holdings, 2019



Number of Individual Investors, 2019



Value of Holdings, 2019





**THANK YOU**

[oicexchanges.org](http://oicexchanges.org)

[oicexchanges@borsaistanbul.com](mailto:oicexchanges@borsaistanbul.com)