


Organisation of Islamic Cooperation Exchanges Forum

Statistics Report 2019

OICEF





Published in 2020

All rights reserved. This material is issued by Borsa İstanbul as the Secretariat of the OIC Exchanges Forum (OICEF) for information purposes only. Although the Forum Secretariat uses its best endeavors to verify the material presented, it does not undertake that all information is accurate or complete, nor should it be relied upon as such.





TABLE OF CONTENTS

FOREWORD 4
ABOUT THE ORGANISATION, THE COMMITTEE AND THE FORUM 5
ABOUT THE SURVEY AND THE REPORT 6
PARTICIPATING MEMBERS 7
EQUITIES 8
Number of Listed Companies 9
Market Capitalization 9
Number of New Companies 10
Funds Raised from Public Offerings 10
Value of Trading 11
Securitized Derivatives 11
Exchange Traded Funds (ETFs) 11
Investment Funds 11
DEBT INSTRUMENTS 12
Domestic Public Instruments 12
Domestic Private Instruments 12
Foreign Instruments 12
REPO Market 13
DERIVATIVES 14
Stock Futures 14
Stock Index Futures 14
Interest Rate Futures 14
Currency Futures 14
Commodity Futures 15
Stock Options 15
Stock Index Options 15
Interest Rate Options 15
Currency Options 15
Commodity Options 15
OTHER PRODUCTS 15
SHARIA-COMPLIANT SECURITIES 15
CENTRAL SECURITIES DEPOSITORIES 16
Issuers 16
Accounts 16
Value of Holdings 16
ANNEX I: List of OIC Exchanges and CSDs 17
ANNEX II: Individual Responses 19

FOREWORD

Dear Members,

The role of Islamic Financial Services Industry in the global markets have been gradually increasing, especially during the periods following financial crises. Despite the slow-down in the markets due to Covid-19, such an increased role following the recovery seems plausible. In an effort to support this momentum in the field of Islamic capital markets, OIC Exchanges Forum (OICEF) serves as a unique platform cultivating cooperation and knowledge sharing. Capital markets institutions of OIC Member States (Members) undertake essential projects collaboratively through which they develop long-term and fruitful relationships.

While the annual Forum Meetings set the stage for discussing a wide range of challenges, opportunities and ideas, Task Forces enable Members to focus on prominent projects over relatively longer periods. In addition to the Task Force on Precious Metal and the Task Force on Indices, the OICEF has established the Task Force on Sustainability at the 13th Annual Meeting in 2019, considering the critical importance of sustainability for investors and issuers as well as the key role of exchanges.

Published by the OICEF Secretariat with the valuable contributions of our Members and public resources, quarterly OIC Newsletter and annual OICEF Statistics Report serve as valuable sources of aggregated and consolidated information regarding OIC markets. Report also includes analysis of data in comparison with global markets as well as key statistics on Islamic capital markets. We would like to thank all Members who have contributed to the preparation of this Report by responding to the survey and hope that the report will be beneficial for all stakeholders.

Mehmet Hakan ATILLA

Chairperson

OIC Exchange Forum



ABOUT THE ORGANISATION, THE COMMITTEE AND THE FORUM

The Organisation of Islamic Cooperation¹

The Organisation of Islamic Cooperation (OIC) is an inter-governmental organization that represents the Muslim world with 57 Member States and endeavors to safeguard their interests in the spirit of promoting international peace and harmony. It was established upon a decision of the historical summit in Rabat on 25 September 1969, following the criminal arson of Al-Aqsa Mosque in occupied Jerusalem. Secretary General of OIC has been Dr. Yousef Ahmed Al-Othaimen since 2016.

Standing Committee for Economic and Commercial Cooperation of the Organisation of Islamic Cooperation²

The Standing Committee for Economic and Commercial Cooperation of the Organization of the Islamic Cooperation (COMCEC) was established by the Third Islamic Summit Conference of OIC in 1981. Chaired by the President of the Republic of Turkey, it is the main multilateral economic and commercial cooperation platform that of the Islamic world, which convenes annually at ministerial level in İstanbul.

Some of its objectives are to address the economic challenges of the Islamic Ummah, to contribute to the development efforts of the Member States, to draw up programs and submit proposals designed to increase the welfare of the Member States, and to ensure the overall coordination of the activities of the OIC relating to economic and commercial cooperation among the Member States.

The Organisation of Islamic Cooperation Exchanges Forum³

Established consequently to the 20th Session of the COMCEC in 2005, The Organization of Islamic Cooperation Exchanges Forum (OICEF) provides a dedicated, centralized and cultivating platform for 44 national and 2 regional stock exchanges, 13 commodity exchanges, and 22 central securities depositories (CSDs) (Members) in 48 out of 57 OIC Member States (Annex I). OICEF serves as a communication channel within a collaborative framework for the representatives of Members and relevant OIC organizations and institutions—enabling cooperation among shareholders in developing Islamic capital markets and strengthening their relationships.


As the Secretariat of OICEF (Secretariat), Borsa İstanbul has been hosting annual Meetings, leading the Task Forces, and publishing annual Statistics Report (Report) and quarterly Newsletter with the contribution of Members. Annual Meetings set the stage for briefing on activities, sharing experiences, discussing ideas on challenges and opportunities. Task Forces undertake long-term projects, currently focusing on precious metal, indices and sustainability—through which Members collaborate to develop long-term and fruitful relationships. The Report and the Newsletters serve as valuable sources of aggregated and consolidated information regarding Members.

¹<http://www.oic-oci.org/>

²<http://www.comcec.org/>

³<http://www.oicexchanges.org/>






ABOUT THE SURVEY AND THE REPORT

The Report presents individual and aggregate capital markets data for Members. The data is primarily provided by the Members who participate in the annual Survey. In order to extend the representation of the Report to a meaningful level, additional public data regarding Members who have not participated in the survey is collected from their official websites and World Federation of Exchanges (WFE) Statistics Portal. Report also includes analysis of data in comparison with global markets as well as key statistics on Islamic capital markets.

There are two types of surveys, one for the exchanges and the other for the CSDs—both of which start with general questions about the Members. The survey for the exchanges focuses on key figures about the capital market products available for trading at the Member Exchange categorized in asset classes. The survey for the CSDs includes questions about the issuers, the investors, the accounts, and the ownership statistics for equities products only. The section on Sharia-compliant securities in the exchange survey captures the organized Islamic capital markets data—which is not easily accessible. The format of the survey has been standardized where the terms and definitions have been adopted from the definitions of the international exchange federations. The glossary of terms, along with the previous reports, is published at oicexchanges.org for reference in order to avoid misinterpretations.

The patterns, trends, and other results presented in this Report are based on the datasets of 20 stock exchanges, 8 CSDs, and 6 depository departments of exchanges—which are referred as “OIC Stock Exchanges” and “OIC CSDs” collectively and respectively. 17 of the 20 OIC Stock Exchanges and 14 out of the 18 corresponding OIC CSDs have responded to the Survey (Annex II). Data for the rest of the OIC Stock Exchanges were sourced from WFE. Members whose data for certain categories could not be obtained from the available sources are excluded from the relative calculations.





PARTICIPATING MEMBERS⁴

Stock Exchanges

Member State	Name	Acronym	Source
United Arab Emirates	Abu Dhabi Securities Exchange	ADX	Survey
Jordan	Amman Stock Exchange	ASE	Survey
Turkey	Borsa İstanbul	BIST*	Survey
Malaysia	Bursa Malaysia	BM ^{**}	Survey
Azerbaijan	Baku Stock Exchange	BSE	Survey
Mozambique	Bolsa de Valores de Moçambique	BVM ^{**}	Survey
Bangladesh	Chittagong Stock Exchange	CSE(B)	Survey
Morocco	Casablanca Stock Exchange	CSE(M)	Survey
United Arab Emirates	Dubai Financial Market	DFM ^{**}	WFE
Bangladesh	Dhaka Stock Exchange	DSE	WFE
Egypt	The Egyptian Exchange	EGX	Survey
Indonesia	Indonesia Stock Exchange	IDX	Survey
Iran	Iran Fara Bourse	IFB	Survey
Iraq	Iraq Stock Exchange	ISX ^{**}	Survey
Kazakhstan	Kazakhstan Stock Exchange	KASE	WFE
Palestine	Palestine Exchange	PEX ^{**}	Survey
Qatar	Qatar Stock Exchange	QSE	Survey
Algeria	Algiers Stock Exchange	SGBV	Survey
Saudi Arabia	Saudi Stock Exchange	Tadawul ^{**}	Survey
Iran	Tehran Stock Exchange	TSE	Survey

Central Securities Depositories

Member State	Name	Acronym	Source
Algeria	Algérie Clearing	AC*	Survey
Iran	Central Securities Depository of Iran	CSDI	Survey
Kazakhstan	Kazakhstan Central Securities Depository	KACD	Survey
Indonesia	Indonesia Central Securities Depository	KSEI	Survey
Morocco	Maroclear	MC*	Survey
Turkey	Central Registry Agency	MKK	Survey
Azerbaijan	National Depository Center	NDC	Survey
Jordan	Securities Depository Center	SDC	Survey

⁴The Members are referred to and sorted by their acronyms throughout the Report.
* Unofficial acronyms that are generated to represent Members without an official acronym
^{**} OIC Stock Exchanges that operate CSD functions and participated in the CSD Survey



EQUITIES

The below table plots the range of equities products that were offered by the OIC Stock Exchanges:

	ADX	ASE	BIST	BM	BSE	BVM	CSE(B)	CSE(M)	DFM	DSE	EGX	IDX	IFB	ISX	KASE	PEX	QSE	SGBV	Tadawul	TSE	
Shares	*	*	*	*	*	*	*	*	*	*	*	*	*	*	*	*	*	*	*	*	*
Securitized Derivatives			*	*								*	*								
ETFs			*	*							*	*	*		*		*		*	*	*
Investment Funds	*		*	*			*			*	*		*		*						*

Benchmark indices of the OIC Stock Exchanges in USD weighted by market capitalization had a 16% annual increase in 2019. The rate of change was 18.9% for the MSCI Emerging Markets Index, 28.4% for the MSCI World Index, and 27.3% for the MSCI All Country World Index (ACWI).

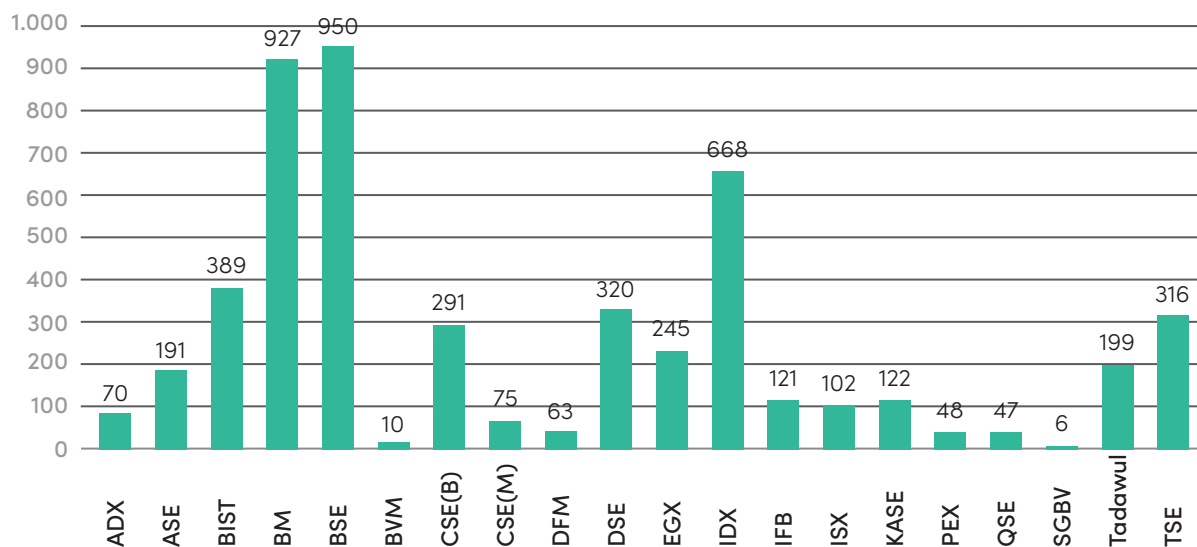
Value of Benchmark Index (\$), Change from 2018 to 2019



Number of Listed Companies

There were 5,116 domestic and 44 foreign companies listed at the OIC Stock Exchanges with a 4% annual increase and 42% annual increase respectively. The ratios for the top three exchanges constituted 49% of the number of listed companies.

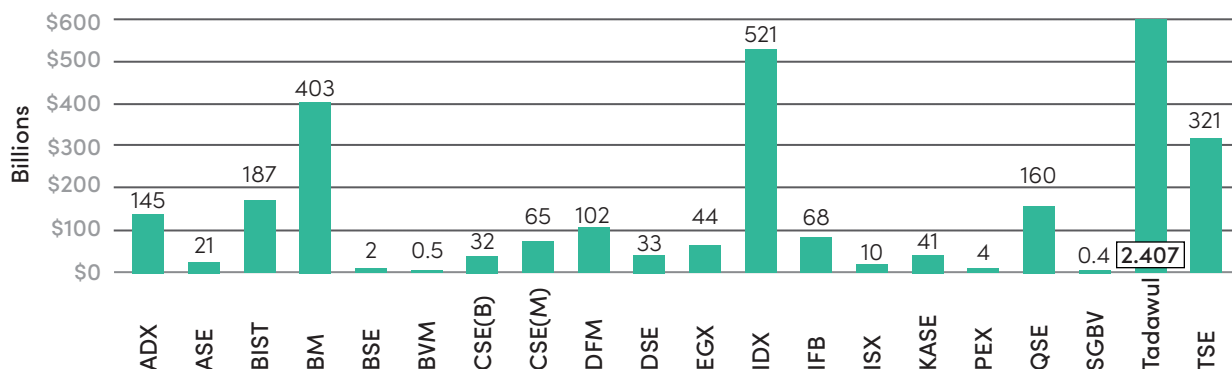
Number of Listed Companies, 2019



Market Capitalization

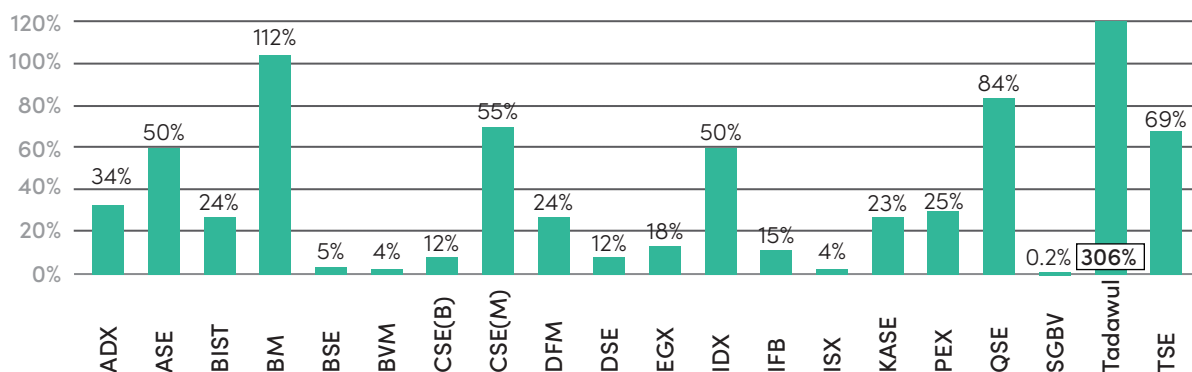
OIC Stock Exchanges have represented \$4.57 trillion (\$1.7 trillion of which is accounted by Aramco's IPO at Tadawul) of the world equities markets at the end of 2019—which is 4.8% of WFE Members' market capitalization—with a 107% annual increase in the market capitalization, while that of the WFE Members was \$94.93 trillion with a 24% annual increase. The ratios for the top three exchanges constituted 73% of OIC Stock Exchanges—indicating a high concentration.

Market Capitalization, 2019



The ratio of the total market capitalizations to the total GDP values of the relative Member States was 85% for the end of 2019. This ratio was 47% when Saudi Arabia (Tadawul) is excluded.

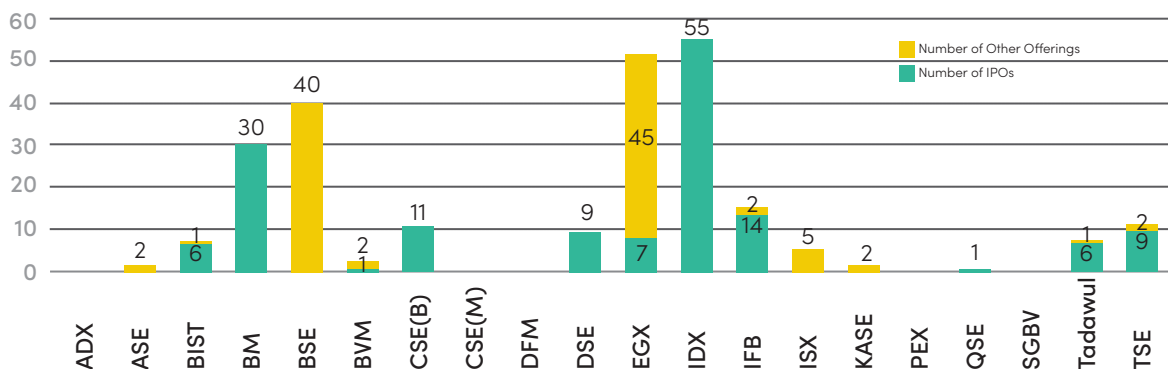
Market Capitalization / GDP, 2019



Number of New Companies

There have been 149 IPOs and 102 other offerings in 2019 with a 5% annual decrease in all offerings.

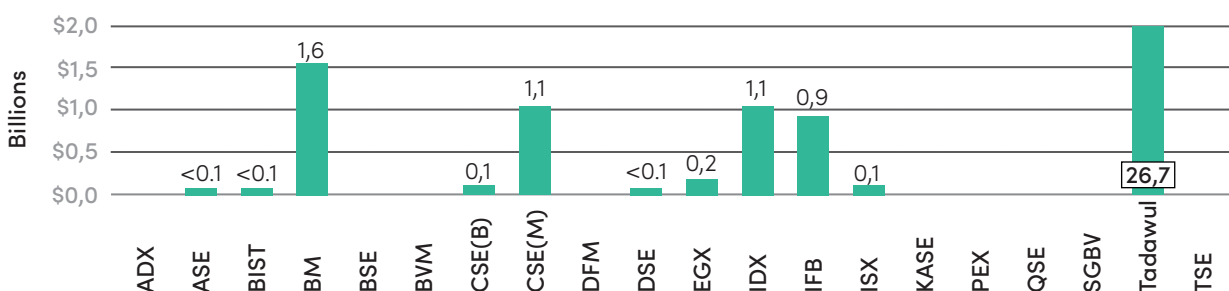
Number of New Companies, 2019



Funds Raised from Public Offerings

Funds raised from public offerings were \$31.9 billion in 2019 with a 269% annual increase, \$25.6 billion of which is accounted by Aramco's IPO at Tadawul.

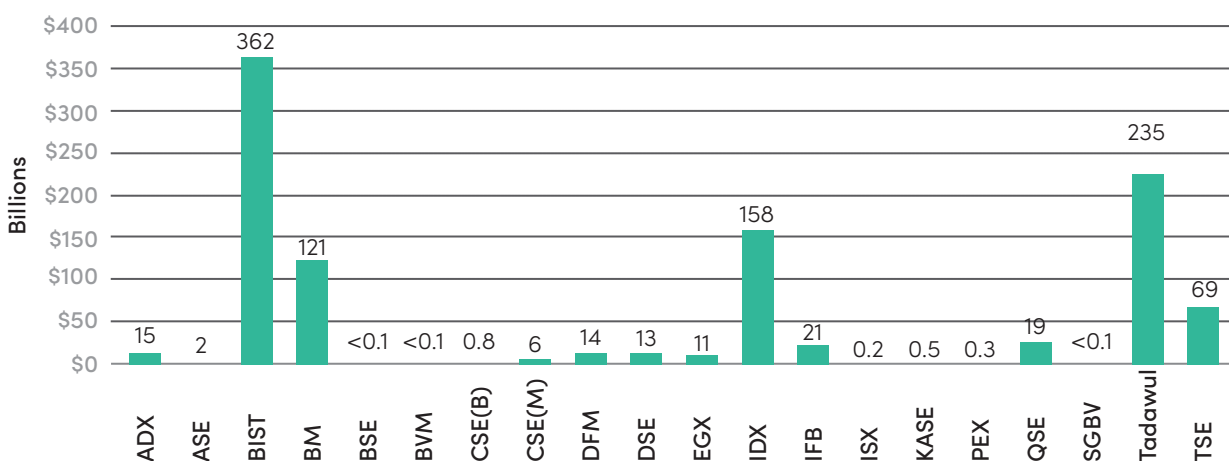
Investment Flows from Public Offerings, 2019



Value of Trading

OIC Stock Exchanges had \$1.05 trillion of traded value for equities in 2019 with a 3% annual increase, which was 0.9% of the WFE Members' value. Top 5 exchanges accounted for 90% of the traded value.

Value of Trading, 2019



Securitized Derivatives

4 out of 20 OIC Stock Exchanges had 2,934 securitized derivatives available for trading at the end of 2019 with a 23% annual increase, whose trading value was \$7.9 billion with a 20% annual decrease.

Exchange Traded Funds (ETFs)

9 out of 20 OIC Stock Exchanges had 105 ETF products at the end of 2019 with a 30% annual increase, whose trading value was \$10.7 billion with a 397% annual increase. 95% of the trades were executed at Borsa İstanbul (\$1.9 billion), Iran Fara Bourse (\$3.1 billion) and Tehran Stock Exchange (\$5.1 billion).

Investment Funds

9 out of 20 OIC Stock Exchanges had 627 investment funds available for trading in 2019 with a 27% annual increase, whose trading value was \$28.3 billion of trading value with a 50% annual increase.



DEBT INSTRUMENTS

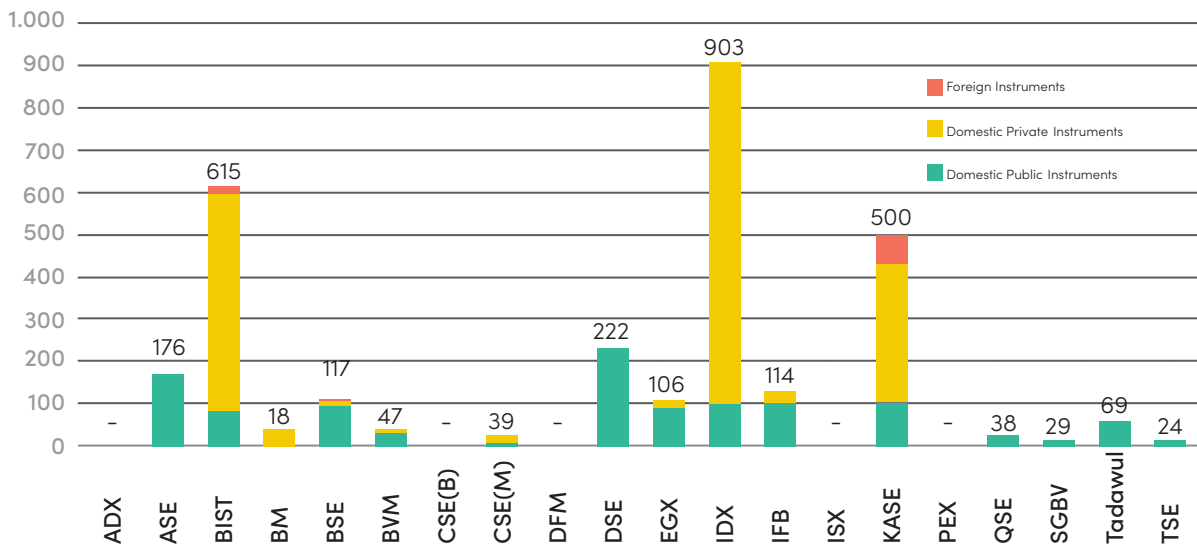
The outstanding value of debt instruments listed at the OIC Stock Exchanges was \$644.0 billion with a 12% annual increase in 2019. The value of trading for the 3,017 instruments of 464 issuers was \$701.7 billion with a 13% annual increase. The share of Borsa İstanbul and Indonesia Stock Exchange are 68% and 93%—excluding REPO trades. 2,161 new products were issued with value of \$201.3 billion.

The below table plots the range of debt instruments available for trading at the OIC Stock Exchanges:

	ADX	ASE	BIST	BM	BSE	BVM	CSE(B)	CSE(M)	DFM	DSE	EGX	IDX	IFB	ISX	KASE	PEX	QSE	SGBV	Tadawul	TSE
Domestic Public		*	*		*	*		*		*	*	*	*		*		*	*	*	*
Domestic Private	*	*	*	*	*	*	*	*		*	*	*	*		*				*	
Foreign			*		*										*					
REPO			*		*									*	*					

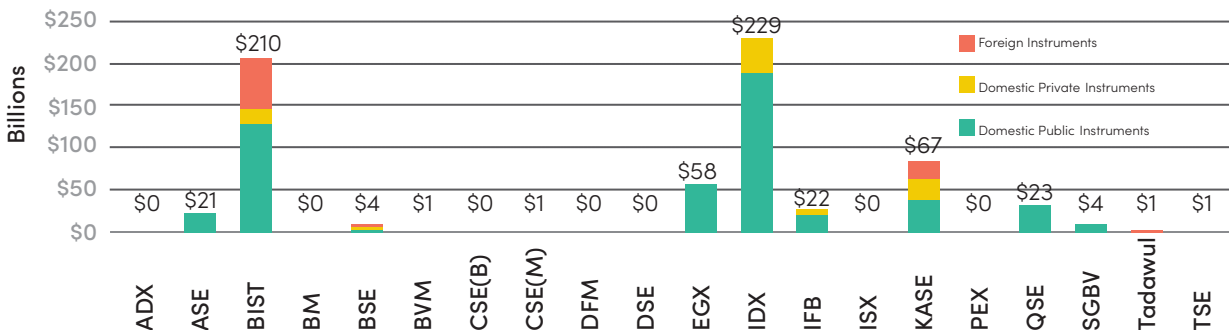
Number of debt instruments available for trading at the OIC Stock Exchanges are displayed below:

Number of Instruments Listed, 2019

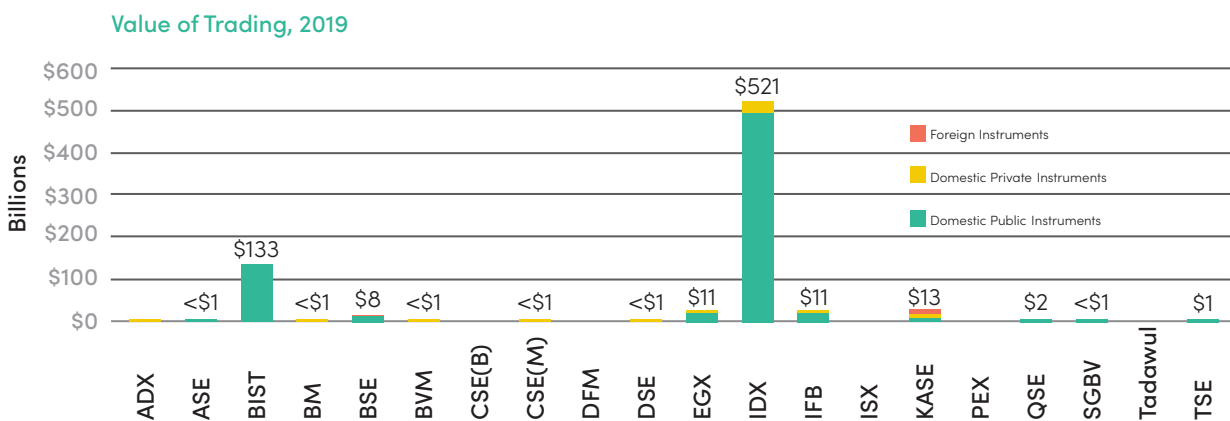


Outstanding values of the instruments are displayed below:

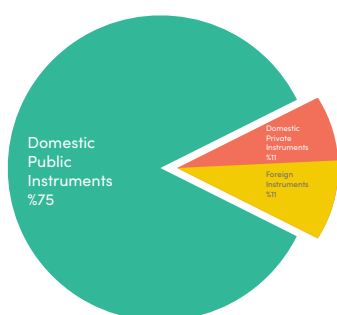
Value of Instruments Listed, 2019



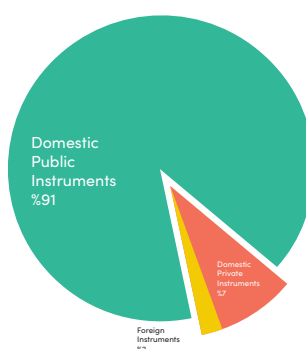
Domestic public instruments account for most of the volume; foreign bonds are relatively illiquid.



Value of Instruments Listed, 2019



Value of Trading, 2019



Domestic Public Instruments

The value of 1,232 domestic public debt instruments was \$485.5 billion at the end of 2019 with a 14% annual increase. 451 of these instruments were newly listed and amounted for \$136.7 billion of investment flows. The value of trading was \$639.5 billion with a 15% annual increase.

Domestic Private Instruments

The value of 1,686 domestic private debt instruments was \$71.8 billion at the end of 2019 with a 15% annual increase. 1,679 of these instruments were newly listed and amounted for \$53.8 billion of investment flows. The value of trading was \$52.0 billion with a 2% annual increase.

Foreign Instruments

3 out of 20 OIC Stock Exchanges had 99 foreign debt instruments at the end of 2019, valued \$86.7 billion with a 5% annual increase. 31 of these instruments were newly listed and amounted for \$10.8 billion of investment flows. The value of trading was \$10.2 billion with a 13% annual increase.

REPO Market

Borsa İstanbul, Baku Stock Exchange, Iraq Stock Exchange and Kazakhstan Stock Exchange had REPO market available for investors. The trading value was \$2.80 trillion with a 154% annual increase in 2019. Borsa İstanbul accounted for 93% of the trading volume with \$2.61 trillion of trading value.



DERIVATIVES

Borsa İstanbul, Bursa Malaysia, Kazakhstan Stock Exchange⁵, and Tehran Stock Exchange had derivatives contracts available for trading. Three of these exchanges had a total of 1.6 billion contracts traded in 2019 with a 51% annual decrease. None had ETF futures and options contracts available for trading at the end of 2019. The types of listed contracts at these exchanges are plotted below:

	ADX	ASE	BIST	BM	BSE	BVM	CSE(B)	CSE(M)	DFM	DSE	EGX	IDX	IFB	ISX	KASE	PEX	QSE	SGBV	Tadawul	TSE
Stock Futures			*	*											*					*
Stock Index Futures			*	*											*					
ETF Futures																				
Interest Rate Futures			*	*																
Currency Futures			*												*					
Commodity Futures			*	*																
Stock Options			*																	*
Stock Index Options			*	*																
ETF Options																				
Interest Rate Options				*																
Currency Options			*																	
Commodity Options				*																

Stock Futures

Borsa İstanbul, Bursa Malaysia, Kazakhstan Stock Exchange, and Tehran Stock Exchange have stock futures available for trading. While Bursa Malaysia did not have trades; Borsa İstanbul and Tehran Stock Exchange had trading volume of 196.6 million and 8,296 respectively, totaling 196.6 million contracts in 2019 with a 260% annual increase.

Stock Index Futures

Borsa İstanbul, Bursa Malaysia, and Kazakhstan Stock Exchange have stock index futures available for trading. Borsa İstanbul and Bursa Malaysia had trading volume of 62.4 million and 2.6 million respectively, totaling 65.0 million contracts in 2019 with a 11% annual increase.

Interest Rate Futures

Borsa İstanbul and Bursa Malaysia have interest rate futures contracts available for trading. While Bursa Malaysia did not have any trades, Borsa İstanbul had 119 contracts traded 2019.

Currency Futures

Borsa İstanbul and Kazakhstan Stock Exchange have currency futures available for trading. Borsa İstanbul had 71.2 million contracts traded 2019 with 28% annual decrease.

Commodity Futures

Borsa İstanbul and Bursa Malaysia have commodity futures available for trading with 58.6 million and 10.8 million contracts traded in 2019 respectively and 69.4 million in total with a 109% annual increase.

⁵Data regarding derivatives could not be obtained



Stock Options

Borsa İstanbul and Tehran Stock Exchange have stock options available for trading with 5.0 million and 1.2 billion contracts traded in 2019 respectively and 1.2 billion in total with a 61% annual decrease.

Stock Index Options

Borsa İstanbul and Bursa Malaysia have stock index options available with 271,800 and 13,243 contracts traded in 2019 respectively; 285,043 in total with a 56% annual increase.

Interest Rate Options

Bursa Malaysia was the only OIC exchange that has interest rate options with no trading in 2019.

Currency Options

Borsa İstanbul was the only OIC exchange that has currency options available for trading with 2.7 million contracts traded in 2019 with a 48% annual decrease.

Commodity Options

Bursa Malaysia was the only OIC exchange that had commodity options available for trading with 53,100 contracts traded in 2019 with a 20% annual decrease.

OTHER PRODUCTS

Borsa İstanbul has spot commodities available for trading; trading value of gold was \$12.9 billion with a 19% annual increase, trading value of silver was \$221 million with a 14% annual increase, and trading value of platinum and palladium was \$1.3 million with a 19% annual decrease in 2019.

Baku Stock Exchange has contracts for differences on currencies and commodities without any trading.

Iran Fara Bourse has listed (1) unlisted (admitted to trading) equity and outright offering transactions (M&A), (2) intellectual property transactions, and (3) Equity and ETF underwriting products. Their values of trading were \$11.5 billion, \$476,190, and \$40.8 million in 2019 respectively.

SHARIA-COMPLIANT SECURITIES

According to Islamic Financial Services Board's (IFSB's) Islamic Financial Services Industry (IFSI) Stability Report, the Islamic financial industry has grown to \$2.44 trillion in 2019 with an 11.4% annual increase. The share of Islamic capital markets was 26.5% with \$645.7 billion of value and a 23.5% annual growth.

In terms of Sharia-compliant securities available for trading, based on the responses from 6 OIC Stock Exchanges, there are 392 sukuk products (21% annual increase) listed by 69 issuers (63% annual decrease) with the outstanding value of \$73.5 billion (30% annual increase) and trading value of \$23.5 billion (11% annual increase) in 2019. The number of Sharia-compliant shares are 1,531 in 2019 with a 9% annual increase. There are also 32 ETFs, 20 REITs and 46 other Sharia-compliant products⁶.

⁶Mortgage Rights listed at Iran Fara Bourse

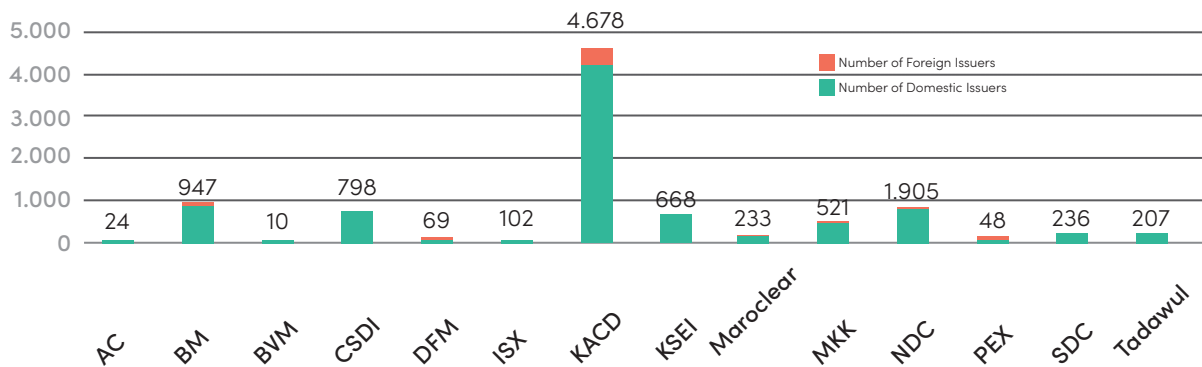


CENTRAL SECURITIES DEPOSITORIES

Issuers

OIC CSDs had 10,003 domestic issuers with a 38% annual increase and 443 foreign issuers with a 6% annual increase at end of 2019—totaling 10,446 issuers with a 36% annual increase.

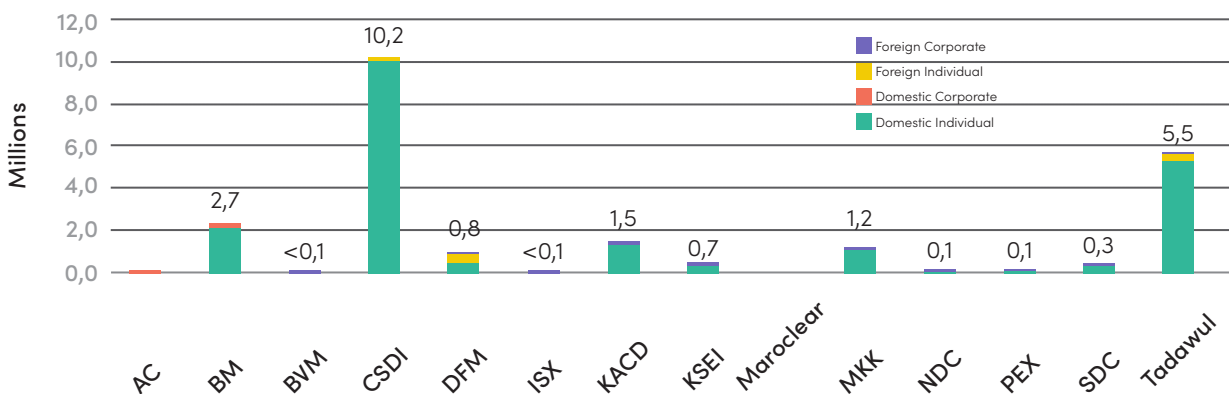
Number of Issuers, 2019



Investors

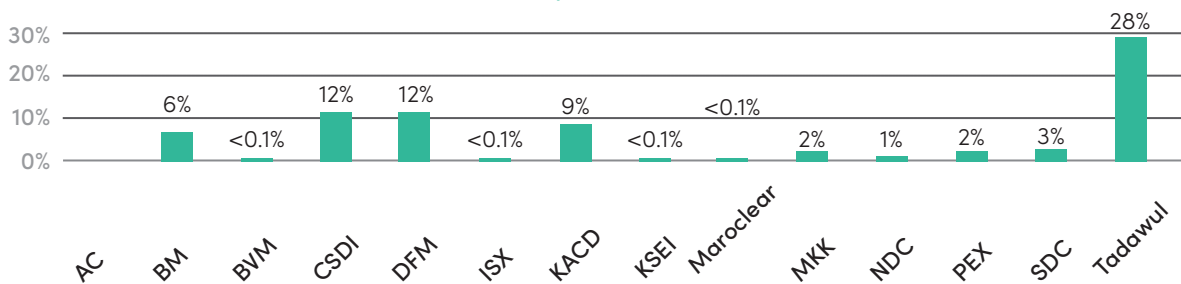
The number of individual and corporate investors at OIC CSDs were 22,351,375 and 709,767 with a 22% annual increase and a 10% annual increase respectively at the end of 2019—totaling 23,061,142 investors with a 21% annual increase.

Number of Investors, 2019



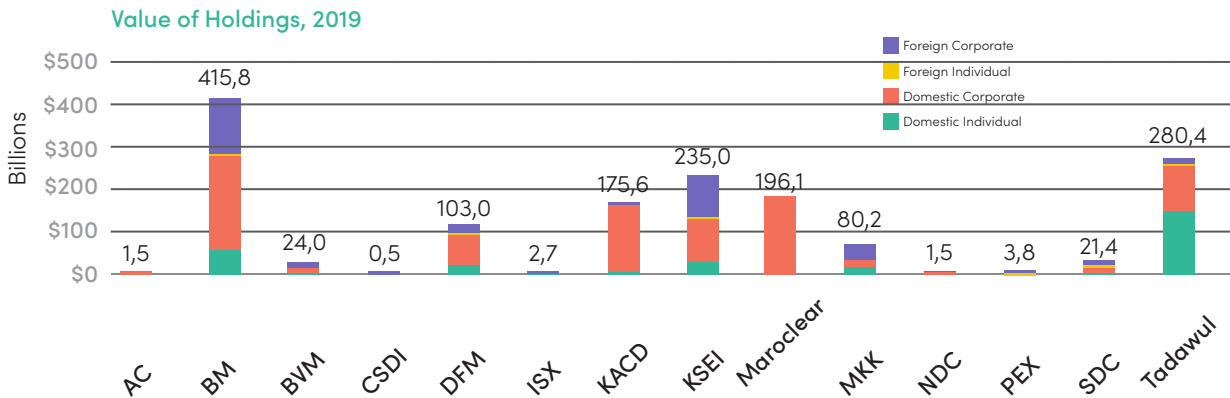
The ratios of the domestic individual accounts to the Member State populations are displayed below:

Number of Domestic Individual Accounts / Population, 2019



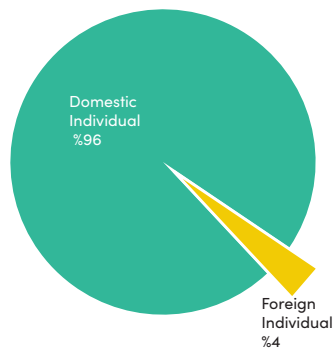
Value of Holdings

The value of holdings at the end of 2019 was \$1.54 trillion, which was a 9% annual increase.

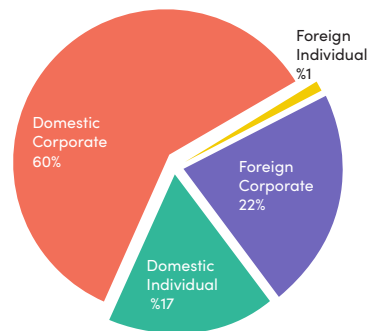


The number of domestic and foreign individual investors and the value of their holdings including that of the corporate investors are displayed in the below charts.

Number of Individual Investors, 2019

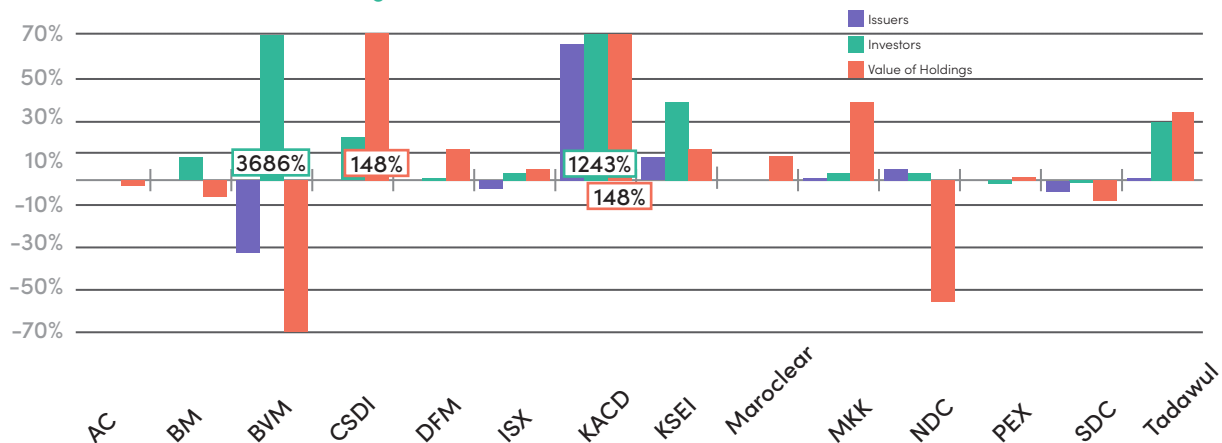


Value of Holdings, 2019



The annual changes in the number of issuers and accounts, and value of holdings are displayed below:

Annual Changes in the Number of Issuers, the Number of Investors, and the Value of the Holdings, 2019



ANNEX I: Members⁷

Stock Exchanges

Member State	Name	Acronym
Albania	Albanian Securities Exchange	ALSE
Algeria	Algiers Stock Exchange	SGBV
Azerbaijan	Baku Stock Exchange	BSE(A)
Bahrain	Bahrain Stock Exchange	BHB
Bangladesh	Chittagong Stock Exchange	CSE(B)
Bangladesh	Dhaka Stock Exchange Limited	DSE
Cameroon	Douala Stock Exchange	DSX
Egypt	The Egyptian Exchange	EGX
Guyana	The Guyana Assn. of Securities Cos & Intermediaries	GASCI
Indonesia	Indonesia Stock Exchange	IDX
Iran	Iran Fara Bourse	IFB
Iran	Tehran Stock Exchange	TSE
Iraq	Iraq Stock Exchange	ISX
Jordan	Amman Stock Exchange	ASE(J)
Kazakhstan	Astana International Exchange	AIX
Kazakhstan	Kazakhstan Stock Exchange	KASE
Kuwait	Boursa Kuwait	KWSE
Kyrgyzstan	Kyrgyz Stock Exchange	KSE(K)
Lebanon	Beirut Stock Exchange	BSE(L)
Libya	Libyan Stock Market	LSM
Malaysia	Bursa Malaysia	BM*
Maldives	Maldives Stock Exchange	MSE
Morocco	Casablanca Stock Exchange	CSE(M)
Mozambique	Bolsa de Valores de Moçambique	BVM
Nigeria	Nigerian Stock Exchange	NSE
Oman	Muscat Securities Market	MSM
Pakistan	Pakistan Stock Exchange	PSX
Palestine	Palestine Securities Exchange	PEX
Qatar	Qatar Stock Exchange	QSE
Saudi Arabia	Saudi Stock Exchange	Tadawul
Sierra Leone	Sierra Leone Stock Exchange	SLSE
Somalia	Somali Stock Exchange	SSE(SOM)
Sudan	Khartoum Stock Exchange	KSE(S)
Suriname	Suriname Stock Exchange	SSE(SUR)
Syria	Damascus Securities Exchange	DSE(S)
Tajikistan	Central Asian Stock Exchange	CASE
Tunisia	Bourse des Valeurs Mobilières de Tunis	BVMT
Turkey	Borsa İstanbul	BIST*
Turkmenistan	Ashgabat Stock Exchange	ASE(T)
Uganda	Uganda Stock Exchange	USE
United Arab Emirates	Abu Dhabi Securities Exchange	ADX
United Arab Emirates	Dubai Financial Market	DFM
United Arab Emirates	Nasdaq Dubai	ND*
Uzbekistan	Toshkent Republican Stock Exchange	UZSE

⁷Afghanistan, Brunei Darussalam, Comoros, Djibouti, Guinea, Gambia, Mauritania, Chad, and Yemen do not have any active exchanges or CSDs.

* Unofficial acronyms that are generated to represent Members without an official acronym.



Commodities Exchanges

Member State	Name	Acronym
Indonesia	Indonesia Commodity & Derivatives Exchange	ICDX
Indonesia	Jakarta Futures Exchange	BBJ
Iran	Iran Energy Exchange	IRENEX
Iran	Iran Mercantile Exchange	IME
Kazakhstan	Eurasian Trading System Commodity Exchange	ETS
Nigeria	Abuja Securities and Commodity Exchange	ASCE
Pakistan	Pakistan Mercantile Exchange	PMEX
Turkey	Turkish Mercantile Exchange	TURIB
Turkmenistan	The State Commodity And Raw Materials Exchange	SCRMET
Uganda	Uganda Commodity Exchange	UCE
United Arab Emirates	Dubai Gold and Commodities Exchange	DGCX
United Arab Emirates	Dubai Mercantile Exchange	DME
Uzbekistan	Uzbek Commodity Exchange	UZEX

Regional Exchanges

Member State	Name	Acronym
Benin, Burkina Faso, Cote d'Ivoire, Guinea-Bissau, Mali, Niger, Senegal, Togo	Bourse Régionale des Valeurs Mobilières	BRVM
Gabon	Bourse des Valeurs Mobilières d'Afrique Centrale	BVMAC

Central Securities Depositories

Member State	Name	Acronym
Albania	Albanian Securities Register	ALREG
Algeria	Algérie Clearing	AC*
Azerbaijan	National Depository Center of the Republic of Azerbaijan	NDC
Bangladesh	Central Depository Bangladesh Limited	CDBL
Egypt	Misr for Central Clearing, Depository and Registry	MCDR
Indonesia	Indonesian Central Securities Depository	KSEI
Iran	Central Securities Depository of Iran	CSDI
Jordan	Securities Depository Center of Jordan	SDC
Kazakhstan	Kazakhstan Central Securities Depository	KACD
Kuwait	Kuwait Clearing Company	KCC
Kyrgyzstan	Central Depository of Kyrgyz Republic	CDK*
Lebanon	Midclear	MC(L)*
Maldives	Maldives Securities Depository	MSD
Morocco	Maroclear	MC(M)*
Nigeria	Central Securities Clearing System	CSCS
Oman	Muscat Clearing & Depository Company	MCD
Pakistan	Central Depository Company of Pakistan	CDC
Qatar	Qatar Central Securities Depository	QCSD
Tajikistan	Central Depository of Tajikistan	CDT*
Tunisia	Tunisie Clearing	TC
Turkey	Central Registry Agency	MKK
Uzbekistan	Uzbekistan Central Securities Depository	UCSD*

ANNEX II: Survey Responses

General Information	Topics	Questions	Answers	
General Information	Member Exchange	Name of the Exchange	Abu Dhabi Securities Exchange	
		Acronym of the Exchange	ADX	
		Corporate Website Address	www.adx.ae	
		Corporate E-mail Address	ce@adx.ae	
		Most Senior Executive Title	Acting Chief Executive	
		Most Senior Executive Name	Mr. Khaleefa Almansouri	
	Capital Markets Institutions	Ownership Structure	Public	
		Regulator(s)	UAE Securities and Commodities Authority	
		Clearing Agency(ies)		
		Settlement Agency(ies)		
	Indicators and Operations	Registry Agency(ies)		
		Trading Days of the Week	Sunday - Thursday	
		Main Market Hours	10:00 - 14:00	
		Benchmark Index Name	ADI	
		Number of Benchmark Index Constituents	NA	
		2018	2019	
Value of Benchmark Index		4.915	5.076	
Number of Trading Days	251	249		
Local Currency / USD Rate	3,6700	3,6700		
Equities	Products	Questions	2018	2019
Equities	Shares	Number of Listed Domestic Companies	67	67
		Number of Listed Foreign Companies	3	3
		Market Capitalization	USD 137,598,737,263	USD 144,717,287,945
		Number of New Companies (IPOs)	-	-
		Number of New Companies (others)	-	-
		Investment Flows from Public Offerings	USD -	USD -
	Securitized Derivatives	Number of Trades	274,012	387,693
		Value of Trading	USD 10,778,519,416	USD 15,481,685,847
		Number of Securitized Derivatives		
	ETFs	Number of Trades		
Value of Trading				
Number of ETFs				
Investment Funds	Number of Investment Funds	1		
	Number of Trades	1		
	Value of Trading	USD 536,842		
Debt Securities	Products	Questions	2018	2019
Debt Securities	Domestic Public Instruments	Number of Issuers		
		Number of Instruments Listed		
		Value of Instruments Listed		
		Number of New Instruments Listed		
		Investment Flows		
	Domestic Private Instruments	Value of Trades		
		Number of Issuers	5	5
		Number of Instruments Listed		
		Value of Instruments Listed		
		Number of New Instruments Listed	3	
Foreign Instruments	Investment Flows			
	Value of Trades	USD 505,260,697	USD 1,401,837,712	
	Number of Issuers			
	Number of Instruments Listed			
	Value of Instruments Listed			
REPO	Number of New Instruments Listed			
Investment Flows				
Value of Trades				
Derivatives	Products	Questions	2018	2019
Derivatives		Number of Contracts Traded		
		Number of Contracts Traded		
		Number of Contracts Traded		
		Number of Contracts Traded		
		Number of Contracts Traded		
		Number of Contracts Traded		
		Number of Contracts Traded		
		Number of Contracts Traded		
		Number of Contracts Traded		
		Number of Contracts Traded		
		Number of Contracts Traded		
		Number of Contracts Traded		
Other Products	Products	Questions	2018	2019
Other Products		Value of Trading		
		Value of Trading		
		Value of Trading		
Sharia-compliant Securities	Products	Questions	2018	2019
Sharia-compliant Securities	Sukuk	Number of Issuers		
		Number of Instruments Listed		
		Value of Instruments Listed		
	Sharia-compliant Shares	Value of Trades		
		Number of Listed Companies		
		Number of ETFs		
Sharia-compliant REITs	Number of REITs			
	Number of Instruments Listed			



General Information	Topics	Questions	Answers	
General Information	Member Exchange	Name of the Exchange	Amman Stock Exchange	
		Acronym of the Exchange	ASE	
		Corporate Website Address	www.exchange.jo	
		Corporate E-mail Address	info@ase.com.jo	
		Most Senior Executive Title	Chief Executive Officer	
		Most Senior Executive Name	Mr. Mazen Wathaifi	
		Ownership Structure	Private (Companies own majority/wholly)	
	Capital Markets Institutions	Regulator(s)	Jordan Securities Commission	
		Clearing Agency(ies)	Securities Depository Center (SDC)	
		Settlement Agency(ies)	Securities Depository Center (SDC)	
		Registry Agency(ies)	Companies Control Department	
	Indicators and Operations	Trading Days of the Week	Sunday - Thursday	
		Main Market Hours	10:00 - 12:30	
		Benchmark Index Name	ASE 100 (floating)	
Number of Benchmark Index Constituents		100		
		2018	2019	
Value of Benchmark Index		1,909	1,815	
Number of Trading Days		250	249	
Local Currency / USD Rate	0,7090	0,7090		
Equities	Products	Questions	2018	2019
Equities	Shares	Number of Listed Domestic Companies	195	191
		Number of Listed Foreign Companies		
		Market Capitalization	USD 22,740,048,217	USD 21,036,382,418
		Number of New Companies (IPOs)	-	-
		Number of New Companies (others)	3	2
		Investment Flows from Public Offerings	USD 73,197,343	USD 21,925,563
		Number of Trades	511,754	503,011
	Securitized Derivatives	Value of Trading	USD 3,271,263,726	USD 2,236,160,075
		Number of Securitized Derivatives		
		Number of Trades		
ETFs	Value of Trading			
	Number of ETFs			
	Number of Trades			
Investment Funds	Value of Trading			
	Number of Investment Funds			
	Number of Trades			
Debt Securities	Products	Questions	2018	2019
Debt Securities	Domestic Public Instruments	Number of Issuers	3	3
		Number of Instruments Listed	157	172
		Value of Instruments Listed	USD 18,394,176,305	USD 20,442,836,389
		Number of New Instruments Listed	43	87
		Investment Flows	USD 4,894,217,207	USD 7,277,856,135
		Value of Trades	USD 4,505,501	USD 1,248,519
	Domestic Private Instruments	Number of Issuers	3	4
		Number of Instruments Listed	3	4
		Value of Instruments Listed	USD 46,156,559	USD 65,035,261
		Number of New Instruments Listed	1	3
		Investment Flows	USD 7,052,186	USD 50,930,889
		Value of Trades	USD -	
	Foreign Instruments	Number of Issuers		
		Number of Instruments Listed		
Value of Instruments Listed				
Number of New Instruments Listed				
Investment Flows				
REPO	Value of Trades			
Derivatives	Products	Questions	2018	2019
Derivatives		Number of Contracts Traded		
		Number of Contracts Traded		
		Number of Contracts Traded		
		Number of Contracts Traded		
		Number of Contracts Traded		
		Number of Contracts Traded		
		Number of Contracts Traded		
		Number of Contracts Traded		
		Number of Contracts Traded		
		Number of Contracts Traded		
		Number of Contracts Traded		
		Number of Contracts Traded		
Other Products	Products	Questions	2018	2019
Other Products		Value of Trading		
		Value of Trading		
		Value of Trading		
Sharia-compliant Securities	Products	Questions	2018	2019
Sharia-compliant Securities	Sukuk	Number of Issuers	1	
		Number of Instruments Listed	1	
		Value of Instruments Listed	USD 47,954,866	
		Value of Trades	USD -	
	Sharia-compliant Shares	Number of Listed Companies		
	Sharia-compliant ETFs	Number of ETFs		
	Sharia-compliant REITs	Number of REITs		
		Number of Instruments Listed		



General Information	Topics	Questions	Answers		
General Information	Member Exchange	Name of the Exchange	Borsa İstanbul		
		Acronym of the Exchange	BIST		
		Corporate Website Address	www.borsaisistanbul.com		
		Corporate E-mail Address	international@borsaisistanbul.com		
		Most Senior Executive Title	Chief Executive Officer		
		Most Senior Executive Name	Mr. Mehmet Hakan Atilla		
		Ownership Structure	Public		
	Capital Markets Institutions	Regulator(s)	Capital Markets Board of Turkey		
		Clearing Agency(ies)	İstanbul Clearing, Settlement and Custody Bank (Takasbank)		
		Settlement Agency(ies)	İstanbul Clearing, Settlement and Custody Bank (Takasbank)		
		Registry Agency(ies)	Central Securities Depository of Turkey		
	Indicators and Operations	Trading Days of the Week	Monday – Friday		
		Main Market Hours	09:40-18:10		
		Benchmark Index Name	BIST 100		
		Number of Benchmark Index Constituents	100		
		2018	2019		
Value of Benchmark Index		91.270	114.425		
Number of Trading Days		251	249		
Local Currency / USD Rate	5,2858	5,9402			
Equities	Products	Questions	2018	2019	
			Shares		
			Number of Listed Domestic Companies	342	388
			Number of Listed Foreign Companies	1	1
			Market Capitalization	USD 146.681.000.000	USD 186.662.000.000
			Number of New Companies (IPOs)	9	6
			Number of New Companies (others)	2	1
			Investment Flows from Public Offerings	USD 1.371.144.275	USD 45.590.461
			Number of Trades	208.866.350	241.862.280
			Securitized Derivatives		
			Value of Trading	USD 407.504.620.000	USD 361.729.740.000
			Number of Securitized Derivatives	1.547	1.987
			Number of Trades	6.110.510	6.702.200
			Value of Trading	USD 3.400.410.000	USD 2.785.334.000
			ETFs		
Number of ETFs	9	4			
Number of Trades	218.190	277.450			
Value of Trading	USD 455.940.000	USD 1.916.753.000			
Investment Funds					
Number of Investment Funds	48	49			
Number of Trades	15.594.200	15.673.560			
Value of Trading	USD 14.121.730.000	USD 9.717.350.000			
Debt Securities	Products	Questions	2018	2019	
			Domestic Public Instruments		
			Number of Issuers	1	1
			Number of Instruments Listed	67	81
			Value of Instruments Listed	USD 115.507.383.274	USD 129.362.068.545
			Number of New Instruments Listed	20	24
			Investment Flows	USD 23.595.014.853	USD 37.657.966.055
			Value of Trades	USD 172.925.777.057	USD 111.240.112.727
			Domestic Private Instruments		
			Number of Issuers	136	121
			Number of Instruments Listed	590	503
			Value of Instruments Listed	USD 14.418.810.149	USD 14.535.122.478
			Number of New Instruments Listed	1.382	1.330
			Investment Flows	USD 34.187.142.445	USD 34.671.849.344
			Value of Trades	USD 20.134.507.942	USD 13.255.308.623
Foreign Instruments					
Number of Issuers	2	1			
Number of Instruments Listed	32	31			
Value of Instruments Listed	USD 64.916.400.000	USD 66.456.800.000			
Number of New Instruments Listed	4	4			
Investment Flows	USD 7.718.700.000	USD 9.377.465.675			
Value of Trades	USD 8.643.035.963	USD 8.711.563.513			
REPO					
Value of Trades	USD 882.114.049.214	USD 2.605.644.551.886			
Derivatives	Products	Questions	2018	2019	
			Stock Futures		
			Number of Contracts Traded	54.692.782	196.631.519
			Stock Index Futures		
			Number of Contracts Traded	55.730.451	62.350.402
			ETF Futures		
			Number of Contracts Traded	4.364	-
			Interest Rate Futures		
			Number of Contracts Traded	-	119
			Currency Futures		
			Number of Contracts Traded	99.545.803	71.230.276
			Commodity Futures		
			Number of Contracts Traded	22.238.688	58.571.990
			Stock Options		
			Number of Contracts Traded	2.593.550	5.024.915
Stock Index Options					
Number of Contracts Traded	172.397	271.800			
ETF Options					
Number of Contracts Traded					
Interest Rate Options					
Number of Contracts Traded					
Currency Options					
Number of Contracts Traded	5.306.146	2.747.131			
Commodity Options					
Number of Contracts Traded					
Other Products	Products	Questions	2018	2019	
			Gold		
			Value of Trading	USD 10.823.820.358	USD 12.870.114.541
			Silver		
Value of Trading	USD 194.474.956	USD 221.008.964			
Platinum and Palladium					
Value of Trading	USD 1.639.930	USD 1.335.761			
Sharia-compliant Securities	Products	Questions	2018	2019	
			Sukuk		
			Number of Issuers	13	10
			Number of Instruments Listed	78	75
			Value of Instruments Listed	USD 11.496.935.579	USD 12.999.826.510
			Value of Trades	USD 10.221.567.999	USD 8.592.385.503
			Sharia-compliant Shares		
			Number of Listed Companies	85	78
			Sharia-compliant ETFs		
			Number of ETFs	1	1
Sharia-compliant REITs					
Number of REITs	6	16			
Number of Instruments Listed					

General Information	Topics	Questions	Answers		
General Information	Member Exchange	Name of the Exchange	Bursa Malaysia Berhad		
		Acronym of the Exchange	BM		
		Corporate Website Address	www.bursamalaysia.com		
		Corporate E-mail Address			
		Most Senior Executive Title	Chief Executive Officer		
		Most Senior Executive Name	Datuk Muhamad Umar Swift		
	Capital Markets Institutions	Ownership Structure	Other		
		Regulator(s)	Securities Commission		
		Clearing Agency(ies)	Bursa Malaysia Securities Clearing Sdn Bhd		
		Settlement Agency(ies)	Bursa Malaysia Securities Clearing Sdn Bhd		
	Indicators and Operations	Registry Agency(ies)	N/A		
		Trading Days of the Week	Monday - Friday		
		Main Market Hours	09:00 - 17:00		
		Benchmark Index Name	FBMKLCI		
		Number of Benchmark Index Constituents	30		
		2018	2019		
Value of Benchmark Index		1.691	1.589		
Number of Trading Days		243	244		
Local Currency / USD Rate	4,1445	4,0995			
Equities	Products	Questions	2018	2019	
Equities	Shares	Number of Listed Domestic Companies	902	919	
		Number of Listed Foreign Companies	10	8	
		Market Capitalization	USD 397.216.274.844	USD 403.257.219.472	
		Number of New Companies (IPOs)	21	30	
		Number of New Companies (others)	1	-	
		Investment Flows from Public Offerings	USD 2.464.156.754	USD 1.582.631.501	
	Securitized Derivatives	Number of Trades	45.096.101	41.381.097	
		Value of Trading	USD 143.475.500.115	USD 121.328.316.540	
		Number of Securitized Derivatives	618	724	
		Number of Trades	2.976.021	2.029.854	
ETFs	Value of Trading	USD 6.212.524.509	USD 4.941.032.731		
	Number of ETFs	10	16		
	Number of Trades	5.106	3.800		
Investment Funds	Value of Trading	USD 29.255.977	USD 49.589.001		
	Number of Investment Funds	21	20		
	Number of Trades	355.360	445.377		
Value of Trading	USD 1.167.610.906	USD 1.781.851.961			
Debt Securities	Products	Questions	2018	2019	
Debt Securities	Domestic Public Instruments	Number of Issuers			
		Number of Instruments Listed			
		Value of Instruments Listed			
		Number of New Instruments Listed			
		Investment Flows			
		Value of Trades			
	Domestic Private Instruments	Number of Issuers	22	18	
		Number of Instruments Listed	22	18	
		Value of Instruments Listed	USD 476.713.791	USD 435.901.869	
		Number of New Instruments Listed	1	2	
Investment Flows		USD -	USD -		
Foreign Instruments	Value of Trades	USD 35.875.980	USD 3.796.904		
	Number of Issuers				
	Number of Instruments Listed				
	Value of Instruments Listed				
	Number of New Instruments Listed				
REPO	Investment Flows				
Value of Trades					
Derivatives	Products	Questions	2018	2019	
Derivatives	Stock Futures	Number of Contracts Traded		-	
		Stock Index Futures	Number of Contracts Traded	-	2.634.850
		ETF Futures	Number of Contracts Traded	2.670.645	
		Interest Rate Futures	Number of Contracts Traded		-
		Currency Futures	Number of Contracts Traded		-
		Commodity Futures	Number of Contracts Traded		10.809.557
		Stock Options	Number of Contracts Traded	10.979.370	
		Stock Index Options	Number of Contracts Traded		13.243
		ETF Options	Number of Contracts Traded	10.486	
		Interest Rate Options	Number of Contracts Traded		-
		Currency Options	Number of Contracts Traded		-
		Commodity Options	Number of Contracts Traded		53.100
Other Products	Products	Questions	2018	2019	
Other Products		Value of Trading	66.066		
		Value of Trading			
		Value of Trading			
Sharia-compliant Securities	Products	Questions	2018	2019	
Sharia-compliant Securities	Sukuk	Number of Issuers	4	4	
		Number of Instruments Listed	4	4	
		Value of Instruments Listed	USD 142.815.780	USD 147.993.658	
		Value of Trades	USD 501.526	USD 837.162	
	Sharia-compliant Shares	Number of Listed Companies	689	760	
	Sharia-compliant ETFs	Number of ETFs	6	6	
	Sharia-compliant REITs	Number of REITs	4	4	
		Number of Instruments Listed	-	-	



General Information	Topics	Questions	Answers	
General Information	Member Exchange	Name of the Exchange	Baku Stock Exchange	
		Acronym of the Exchange	BSE	
		Corporate Website Address	www.bfb.az	
		Corporate E-mail Address	info@bse.az	
		Most Senior Executive Title	Acting CEO	
		Most Senior Executive Name	Mr.Eldar Abdullayev	
		Ownership Structure	CJSC	
	Capital Markets Institutions	Regulator(s)	Central Bank of The Republic of Azerbaijan	
		Clearing Agency(ies)	National Depository Center of the Azerbaijan Republic	
		Settlement Agency(ies)	National Depository Center of the Azerbaijan Republic	
	Indicators and Operations	Registry Agency(ies)	National Depository Center of the Azerbaijan Republic	
		Trading Days of the Week	Monday-Friday	
		Main Market Hours	09:30-16:00	
		Benchmark Index Name	N/A	
Number of Benchmark Index Constituents		N/A		
		2018	2019	
Value of Benchmark Index		N/A	N/A	
Number of Trading Days	N/A	244		
Local Currency / USD Rate	1,7000	1,7000		
Equities	Shares	Number of Listed Domestic Companies	914	950
		Number of Listed Foreign Companies	-	-
		Market Capitalization	USD 2.090.433.667	USD 2.169.019.996
		Number of New Companies (IPOs)	-	-
		Number of New Companies (others)	32	40
		Investment Flows from Public Offerings	USD 24.470.588	USD -
		Number of Trades	2,127	2,072
	Securitized Derivatives	Value of Trading	USD 126.329.142	USD 2.388.296
		Number of Securitized Derivatives		
		Number of Trades		
	ETFs	Value of Trading		
		Number of ETFs		
		Number of Trades		
	Investment Funds	Value of Trading		
Number of Investment Funds				
Number of Trades				
Debt Securities	Domestic Public Instruments	Value of Trading		
		Number of Issuers	3	3
		Number of Instruments Listed	79	101
		Value of Instruments Listed	USD 1.660.299.353	USD 1.696.445.706
		Number of New Instruments Listed	43	48
		Investment Flows	USD 1.069.122.882	USD 875.039.882
		Value of Trades	USD 8.213.574.287	USD 7.558.261.551
	Domestic Private Instruments	Number of Issuers	11	8
		Number of Instruments Listed	15	12
		Value of Instruments Listed	USD 2.649.873.153	USD 2.646.701.682
		Number of New Instruments Listed	5	3
		Investment Flows	USD 15.617.647	USD 2.941.176
	Foreign Instruments	Value of Trades	USD 36.038.264	USD 25.273.753
		Number of Issuers	1	2
Number of Instruments Listed		1	4	
Value of Instruments Listed		USD 25.000.000	USD 80.882.353	
Number of New Instruments Listed		1	2	
REPO	Investment Flows	USD 25.000.000	USD 30.882.353	
	Value of Trades	USD 25.000.000	USD 8.910.108	
	Value of Trading	USD 359.868.430	USD 660.341.021	
Derivatives	Products	Questions	2018	2019
		Number of Contracts Traded		
		Number of Contracts Traded		
		Number of Contracts Traded		
		Number of Contracts Traded		
		Number of Contracts Traded		
		Number of Contracts Traded		
		Number of Contracts Traded		
		Number of Contracts Traded		
		Number of Contracts Traded		
		Number of Contracts Traded		
		Number of Contracts Traded		
		Number of Contracts Traded		
		Number of Contracts Traded		
Other Products	Products	Questions	2018	2019
		Value of Trading	USD 4.425.280.589	USD -
		Value of Trading	USD 608.233.194	USD -
		Value of Trading		
Sharia-compliant Securities	Products	Questions	2018	2019
		Number of Issuers		
		Number of Instruments Listed		
		Value of Instruments Listed		
		Value of Trades		
Sharia-compliant Shares	Number of Listed Companies			
Sharia-compliant ETFs	Number of ETFs			
Sharia-compliant REITs	Number of REITs			
	Number of Instruments Listed			



General Information	Topics	Questions	Answers	
General Information	Member Exchange	Name of the Exchange	Bolsa de Valores de Moçambique	
		Acronym of the Exchange	BVM	
		Corporate Website Address	www.bvm.co.mz	
		Corporate E-mail Address	bvm@bvm.co.mz	
		Most Senior Executive Title	Chief Executive Officer	
		Most Senior Executive Name	Mr. Salim Valá	
	Capital Markets Institutions	Ownership Structure	Public	
		Regulator(s)	Government, Ministry of Economy and Finance, Central Bank	
		Clearing Agency(ies)	Central Securities Depository	
		Settlement Agency(ies)	Central Bank of Mozambique	
	Indicators and Operations	Registry Agency(ies)	Central Securities Depository	
		Trading Days of the Week	Monday - Friday	
		Main Market Hours	08:00 - 12:00	
		Benchmark Index Name	IBVMGlobal	
		Number of Benchmark Index Constituents	3	
		2018	2019	
Value of Benchmark Index				
Number of Trading Days	252	229		
Local Currency / USD Rate	62,0600	62,0300		
Equities	Products	Questions	2018	2019
Equities	Shares	Number of Listed Domestic Companies	7	10
		Number of Listed Foreign Companies	-	-
		Market Capitalization	USD 463.254.190	USD 575.394.487
		Number of New Companies (IPOs)	-	1
		Number of New Companies (others)	1	2
		Investment Flows from Public Offerings	USD -	USD -
		Number of Trades	612	1.324
	Securitized Derivatives	Value of Trading	USD 3.740.283	USD 6.588.143
		Number of Securitized Derivatives		
		Number of Trades		
ETFs	Value of Trading			
	Number of ETFs			
	Number of Trades			
Investment Funds	Value of Trading			
	Number of Investment Funds			
	Number of Trades			
Debt Securities	Products	Questions	2018	2019
Debt Securities	Domestic Public Instruments	Number of Issuers	1	1
		Number of Instruments Listed	27	31
		Value of Instruments Listed	USD 820.035.135	USD 998.130.582
		Number of New Instruments Listed	12	9
		Investment Flows		
		Value of Trades	USD 45.765.102	USD 68.252.798
	Domestic Private Instruments	Number of Issuers	8	7
		Number of Instruments Listed	17	16
		Value of Instruments Listed	USD 91.820.675	USD 73.077.059
		Number of New Instruments Listed	6	3
Investment Flows				
Foreign Instruments	Value of Trades	USD 3.810.839	USD 7.379.984	
	Number of Issuers			
	Number of Instruments Listed			
	Value of Instruments Listed			
REPO	Number of New Instruments Listed			
	Investment Flows			
	Value of Trades			
	Value of Trades			
Derivatives	Products	Questions	2018	2019
Derivatives		Number of Contracts Traded		
		Number of Contracts Traded		
		Number of Contracts Traded		
		Number of Contracts Traded		
		Number of Contracts Traded		
		Number of Contracts Traded		
		Number of Contracts Traded		
		Number of Contracts Traded		
		Number of Contracts Traded		
		Number of Contracts Traded		
		Number of Contracts Traded		
		Number of Contracts Traded		
Other Products	Products	Questions	2018	2019
Other Products		Value of Trading		
		Value of Trading		
		Value of Trading		
Sharia-compliant Securities	Products	Questions	2018	2019
Sharia-compliant Securities	Sukuk	Number of Issuers		
		Number of Instruments Listed		
		Value of Instruments Listed		
		Value of Trades		
	Sharia-compliant Shares	Number of Listed Companies		
	Sharia-compliant ETFs	Number of ETFs		
Sharia-compliant REITs	Number of REITs			
		Number of Instruments Listed		



General Information	Topics	Questions	Answers	
General Information	Member Exchange	Name of the Exchange	Chittagong Stock Exchange Ltd.	
		Acronym of the Exchange	CSE(B)	
		Corporate Website Address	www.cse.com.bd	
		Corporate E-mail Address	info@cse.com.bd	
		Most Senior Executive Title	Managing Director	
		Most Senior Executive Name	Mr. M. Shaifur Rahman Mazumdar, FCA, FCMA	
	Capital Markets Institutions	Ownership Structure	Private (Companies own majority/wholly)	
		Regulator(s)	Bangladesh Securities and Exchange Commission (BSEC)	
		Clearing Agency(ies)	CSE Clearing House	
		Settlement Agency(ies)	CSE Clearing & Settlement Department	
	Indicators and Operations	Registry Agency(ies)	Central Depository Bangladesh Limited (CDBL)	
		Trading Days of the Week	Sunday - Thursday	
		Main Market Hours	10:30 - 14:30	
		Benchmark Index Name	CSE-50	
Number of Benchmark Index Constituents		50		
		2018	2019	
Value of Benchmark Index		1,198	989	
Number of Trading Days		242	237	
Local Currency / USD Rate	83,9000	85,0000		
Equities	Products	Questions	2018	2019
Equities	Shares	Number of Listed Domestic Companies	282	291
		Number of Listed Foreign Companies	-	-
		Market Capitalization	USD 37,630,259,350	USD 31,671,095,554
		Number of New Companies (IPOs)	14	11
		Number of New Companies (others)	-	-
		Investment Flows from Public Offerings	USD 68,408,164	USD 82,443,404
		Number of Trades	2,365,285	1,903,898
	Securitized Derivatives	Value of Trading	USD 1,029,285,365	USD 765,447,142
		Number of Securitized Derivatives	-	-
		Number of Trades	-	-
ETFs	Value of Trading	-	-	
	Number of ETFs	-	-	
	Number of Trades	-	-	
Investment Funds	Value of Trading	-	-	
	Number of Investment Funds	37	37	
	Number of Trades	20,578	37,199	
	Value of Trading	USD 8,987,621	USD 5,942,588	
Debt Securities	Products	Questions	2018	2019
Debt Securities	Domestic Public Instruments	Number of Issuers	-	-
		Number of Instruments Listed	-	-
		Value of Instruments Listed	-	-
		Number of New Instruments Listed	-	-
		Investment Flows	-	-
		Value of Trades	-	-
	Domestic Private Instruments	Number of Issuers	1	1
		Number of Instruments Listed	-	-
		Value of Instruments Listed	USD 79,455	USD 35,335,689
		Number of New Instruments Listed	-	-
Investment Flows		USD -	USD -	
Foreign Instruments	Value of Trades	USD -	USD -	
	Number of Issuers	-	-	
	Number of Instruments Listed	-	-	
	Value of Instruments Listed	-	-	
	Number of New Instruments Listed	-	-	
REPO	Investment Flows	-	-	
Value of Trades	-	-		
Derivatives	Products	Questions	2018	2019
Derivatives		Number of Contracts Traded		
		Number of Contracts Traded		
		Number of Contracts Traded		
		Number of Contracts Traded		
		Number of Contracts Traded		
		Number of Contracts Traded		
		Number of Contracts Traded		
		Number of Contracts Traded		
		Number of Contracts Traded		
		Number of Contracts Traded		
		Number of Contracts Traded		
		Number of Contracts Traded		
Other Products	Products	Questions	2018	2019
Other Products		Value of Trading		
		Value of Trading		
		Value of Trading		
Sharia-compliant Securities	Products	Questions	2018	2019
Sharia-compliant Securities	Sukuk	Number of Issuers		
		Number of Instruments Listed		
		Value of Instruments Listed		
		Value of Trades		
	Sharia-compliant Shares	Number of Listed Companies	117	126
	Sharia-compliant REITs	Number of REITs		
	Number of Instruments Listed			



General Information	Topics	Questions	Answers	
General Information	Member Exchange	Name of the Exchange	Casablanca Stock Exchange	
		Acronym of the Exchange	CSE(M)	
		Corporate Website Address	www.casablanca-bourse.com	
		Corporate E-mail Address	contact@casablanca-bourse.com	
		Most Senior Executive Title	CEO	
		Most Senior Executive Name	Tarik Senhaji	
	Capital Markets Institutions	Ownership Structure	Private	
		Regulator(s)	L'Autorité Marocaine du Marché des Capitaux	
		Clearing Agency(ies)	CSE(M)	
		Settlement Agency(ies)	Maroclear	
	Indicators and Operations	Registry Agency(ies)		
		Trading Days of the Week	Monday - Friday	
		Main Market Hours	09:30 - 15:30	
		Benchmark Index Name	MADEX Float	
		Number of Benchmark Index Constituents	2018	2019
2018			2019	54
Value of Benchmark Index		9.233	9.919	
Number of Trading Days		247	246	
Local Currency / USD Rate	0,1045	0,1042		
Equities	Products	Questions	2018	2019
Equities	Shares	Number of Listed Domestic Companies	75	74
		Number of Listed Foreign Companies	1	1
		Market Capitalization	USD 60.741.707.095	USD 65.229.786.960
		Number of New Companies (IPOs)	2	-
		Number of New Companies (others)	-	-
		Investment Flows from Public Offerings	USD 334.388.337	USD 1.124.421.132
		Number of Trades	185.478	145.682
	Securitized Derivatives	Value of Trading	USD 4.799.871.429	USD 6.032.378.647
		Number of Securitized Derivatives		
		Number of Trades		
ETFs	Value of Trading			
	Number of ETFs			
	Number of Trades			
Investment Funds	Value of Trading			
	Number of Investment Funds			
	Number of Trades			
Investment Funds	Value of Trading			
	Number of Trades			
Debt Securities	Products	Questions	2018	2019
Debt Securities	Domestic Public Instruments	Number of Issuers	5	5
		Number of Instruments Listed	13	13
		Value of Instruments Listed	USD 226.086.580	USD 223.461.396
		Number of New Instruments Listed	2	-
		Investment Flows	USD 37.488.892	USD -
		Value of Trades	USD 18.273.450	USD 13.244.590
	Domestic Private Instruments	Number of Issuers	12	9
		Number of Instruments Listed	33	26
		Value of Instruments Listed	USD 449.918.736	USD 315.916.556
		Number of New Instruments Listed	5	-
		Investment Flows	USD 42.736.919	USD -
		Value of Trades	USD 86.811.995	USD 42.078.985
	Foreign Instruments	Number of Issuers		
		Number of Instruments Listed		
		Value of Instruments Listed		
Number of New Instruments Listed				
Investment Flows				
REPO	Value of Trades			
Derivatives	Products	Questions	2018	2019
Derivatives		Number of Contracts Traded		
		Number of Contracts Traded		
		Number of Contracts Traded		
		Number of Contracts Traded		
		Number of Contracts Traded		
		Number of Contracts Traded		
		Number of Contracts Traded		
		Number of Contracts Traded		
		Number of Contracts Traded		
		Number of Contracts Traded		
		Number of Contracts Traded		
		Number of Contracts Traded		
Other Products	Products	Questions	2018	2019
Other Products		Value of Trading		
		Value of Trading		
		Value of Trading		
Sharia-compliant Securities	Products	Questions	2018	2019
Sharia-compliant Securities	Sukuk	Number of Issuers		
		Number of Instruments Listed		
		Value of Instruments Listed		
		Value of Trades		
	Sharia-compliant Shares	Number of Listed Companies		
	Sharia-compliant ETFs	Number of ETFs		
Sharia-compliant REITs	Number of REITs			
		Number of Instruments Listed		



General Information	Topics	Questions	Answers		
General Information	Member Exchange	Name of the Exchange	The Egyptian Exchange		
		Acronym of the Exchange	EGX		
		Corporate Website Address	www.egx.com.eg		
		Corporate E-mail Address	webmaster@egx.com.eg		
		Most Senior Executive Title	Executive Chairman		
		Most Senior Executive Name	Mr.Mohamed Farid		
	Capital Markets Institutions	Ownership Structure	Public		
		Regulator(s)	The Financial Regulatory Authority (FRA)		
		Clearing Agency(ies)	Misr for Central Clearing, Depository and Registry (MCDR)		
	Indicators and Operations	Settlement Agency(ies)	Misr for Central Clearing, Depository and Registry (MCDR)		
		Registry Agency(ies)	Misr for Central Clearing, Depository and Registry (MCDR)		
		Trading Days of the Week	Sunday - Thursday		
		Main Market Hours	10:00 - 14:30		
		Benchmark Index Name	EGX 30		
		Number of Benchmark Index Constituents		30	
			2018	2019	
Value of Benchmark Index		189,268,750.893	127,937,450.794		
Number of Trading Days		243	243		
Local Currency / USD Rate	17,9136	16,0123			
Equities	Products	Questions	2018	2019	
Equities	Shares	Number of Listed Domestic Companies	248	244	
		Number of Listed Foreign Companies	1	1	
		Market Capitalization	USD 42,009,271,322	USD 44,266,606,705	
		Number of New Companies (IPOs)	7	7	
		Number of New Companies (others)	53	45	
		Investment Flows from Public Offerings	USD 291,778,565	USD 213,674,599	
	Securitized Derivatives	Number of Trades	6,227,755	4,970,413	
		Value of Trading	USD 14,507,736.126	USD 10,783,039.170	
		Number of Securitized Derivatives			
	ETFs	Number of Trades			
Value of Trading					
Number of ETFs		1	1		
Investment Funds	Number of Trades	168	50		
	Value of Trading	USD 2,386,454	USD 193,226		
	Number of Investment Funds	1	1		
Debt Securities	Domestic Public Instruments	Number of Issuers	2	1	
		Number of Instruments Listed	89	89	
		Value of Instruments Listed	USD 39,655,776,856	USD 57,409,658,168	
		Number of New Instruments Listed	12	15	
		Investment Flows	USD 6,464,921,289	USD 21,143,282,007	
		Value of Trades	USD 3,433,428,286	USD 11,342,132,953	
	Domestic Private Instruments	Number of Issuers	5	8	
		Number of Instruments Listed	20	17	
		Value of Instruments Listed	USD 492,195,502	USD 721,642,736	
		Number of New Instruments Listed	6	6	
		Investment Flows	USD 354,509,253	USD 577,340,084	
	Foreign Instruments	Value of Trades	USD 82,036,589	USD 62,105,134	
		Number of Issuers			
		Number of Instruments Listed			
		Value of Instruments Listed			
REPO	Number of New Instruments Listed				
	Investment Flows				
	Value of Trades				
Derivatives	Products	Questions	2018	2019	
Derivatives		Number of Contracts Traded			
		Number of Contracts Traded			
		Number of Contracts Traded			
		Number of Contracts Traded			
		Number of Contracts Traded			
		Number of Contracts Traded			
		Number of Contracts Traded			
		Number of Contracts Traded			
		Number of Contracts Traded			
		Number of Contracts Traded			
		Number of Contracts Traded			
		Number of Contracts Traded			
Other Products	Products	Questions	2018	2019	
Other Products		Value of Trading			
		Value of Trading			
		Value of Trading			
Sharia-compliant Securities	Products	Questions	2018	2019	
Sharia-compliant Securities	Sukuk	Number of Issuers			
		Number of Instruments Listed			
		Value of Instruments Listed			
		Value of Trades			
	Sharia-compliant Shares	Number of Listed Companies			
Sharia-compliant ETFs	Number of ETFs				
Sharia-compliant REITs	Number of REITs				
		Number of Instruments Listed			



General Information	Topics	Questions	Answers	
General Information	Member Exchange	Name of the Exchange	Indonesia Stock Exchange	
		Acronym of the Exchange	IDX	
		Corporate Website Address	www.idx.co.id	
		Corporate E-mail Address		
		Most Senior Executive Title	President Director	
		Most Senior Executive Name	Inarno Djajadi	
	Capital Markets Institutions	Ownership Structure	Mutualized (Members own majority/wholly)	
		Regulator(s)	Financial Services Authority of Indonesia (OJK)	
		Clearing Agency(ies)	Indonesian Clearing and Guarantee Corporation (KPEI)	
	Indicators and Operations	Settlement Agency(ies)	The Indonesia Central Securities Depository (KSEI)	
		Registry Agency(ies)	The Indonesia Central Securities Depository (KSEI)	
		Trading Days of the Week	Monday - Friday	
		Main Market Hours	09.00 - 15.50	
		Benchmark Index Name	Jakarta Composite Index (JCI)	
		Number of Benchmark Index Constituents	671	
			2018	2019
	Value of Benchmark Index	6.194	6.300	
	Number of Trading Days	240	245	
	Local Currency / USD Rate	14.542,0000	13.945,0000	
Equities	Products	Questions	2018	2019
Equities	Shares	Number of Listed Domestic Companies	619	668
		Number of Listed Foreign Companies	-	-
		Market Capitalization	USD 482.980.110.672	USD 520.976.391.064
		Number of New Companies (IPOs)	57	55
		Number of New Companies (others)	-	-
		Investment Flows from Public Offerings	USD 1.077.242.847	USD 1.059.463.212
	Securitized Derivatives	Number of Trades	92.833.064	114.857.097
		Value of Trading	USD 140.289.254.895	USD 157.720.277.417
		Number of Securitized Derivatives	177	177
		Number of Trades	6	6
	ETFs	Value of Trading	USD 191.294	USD 214.586
		Number of ETFs	24	38
Number of Trades		7.615	5.164	
Investment Funds	Value of Trading	USD 35.370.486	USD 91.345.664	
	Number of Investment Funds			
	Number of Trades			
	Value of Trading			
Debt Securities	Products	Questions	2018	2019
Debt Securities	Domestic Public Instruments	Number of Issuers	1	1
		Number of Instruments Listed	97	97
		Value of Instruments Listed	USD 179.279.357.423	USD 197.399.851.673
		Number of New Instruments Listed	54	56
		Investment Flows	USD 15.323.720.190	USD 52.822.136.331
		Value of Trades	USD 357.699.894.336	USD 493.032.660.543
	Domestic Private Instruments	Number of Issuers	116	119
		Number of Instruments Listed	687	806
		Value of Instruments Listed	USD 28.321.922.363	USD 31.918.347.715
		Number of New Instruments Listed	223	257
		Investment Flows	USD 7.361.999.037	USD 8.937.970.599
		Value of Trades	USD 22.529.008.587	USD 27.854.821.347
Foreign Instruments	Number of Issuers			
	Number of Instruments Listed			
	Value of Instruments Listed			
	Number of New Instruments Listed			
	Investment Flows			
	Value of Trades			
REPO	Value of Trades			
Derivatives	Products	Questions	2018	2019
Derivatives		Number of Contracts Traded		
		Number of Contracts Traded		
		Number of Contracts Traded		
		Number of Contracts Traded		
		Number of Contracts Traded		
		Number of Contracts Traded		
		Number of Contracts Traded		
		Number of Contracts Traded		
		Number of Contracts Traded		
		Number of Contracts Traded		
		Number of Contracts Traded		
		Number of Contracts Traded		
Other Products	Products	Questions	2018	2019
Other Products		Value of Trading		
		Value of Trading		
		Value of Trading		
Sharia-compliant Securities	Products	Questions	2018	2019
Sharia-compliant Securities	Sukuk	Number of Issuers	122	23
		Number of Instruments Listed	135	178
		Value of Instruments Listed	USD 28.588.657.062	USD 36.832.639.391
		Value of Trades	USD 1.602.083.620	USD 2.651.012.327
		Number of Instruments Listed		
	Sharia-compliant Shares	Number of Listed Companies	399	446
	Sharia-compliant ETFs	Number of ETFs	2	2
	Sharia-compliant REITs	Number of REITs		
		Number of Instruments Listed		



General Information	Topics	Questions	Answers	
General Information	Member Exchange	Name of the Exchange	Iran Fara Bourse	
		Acronym of the Exchange	IFB	
		Corporate Website Address	www.ifb.ir	
		Corporate E-mail Address	info@ifb.ir	
		Most Senior Executive Title	Chief Executive Officer	
		Most Senior Executive Name	Mr. Amir Hamooni	
	Capital Markets Institutions	Ownership Structure	Other	
		Regulator(s)	Securities and Exchange Organization	
		Clearing Agency(ies)	Central Securities Depository of Iran	
		Settlement Agency(ies)	Central Securities Depository of Iran	
	Indicators and Operations	Registry Agency(ies)	Central Securities Depository of Iran	
		Trading Days of the Week	Saturday - Wednesday	
		Main Market Hours	09:00 - 12:30	
		Benchmark Index Name	IFX	
		Number of Benchmark Index Constituents	117	
		2018	2019	
Value of Benchmark Index		1.873	4.947	
Number of Trading Days		240	240	
Local Currency / USD Rate	42,000,0000	42,000,0000		
Equities	Products	Questions	2018	2019
Equities	Shares	Number of Listed Domestic Companies	114	121
		Number of Listed Foreign Companies	-	-
		Market Capitalization	USD 26,912,215,235	USD 67,995,770,380
		Number of New Companies (IPOs)	13	14
		Number of New Companies (others)	-	2
		Investment Flows from Public Offerings	USD 735,966,472	USD 914,358,560
	Securitized Derivatives	Number of Trades	11,160,062	36,316,753
		Value of Trading	USD 5,812,440,698	USD 20,753,574,464
		Number of Securitized Derivatives	35	46
	ETFs	Number of Trades	1,423,742	1,505,434
		Value of Trading	USD 289,296,821	USD 207,780,485
		Number of ETFs	20	23
Investment Funds	Number of Trades	176,724	392,238	
	Value of Trading	USD 1,209,857,670	USD 3,094,207,433	
	Number of Investment Funds	68	192	
	Number of Trades	167,054	1,094,703	
	Value of Trading	USD 3,528,700,316	USD 14,025,186,908	
Debt Securities	Products	Questions	2018	2019
Debt Securities	Domestic Public Instruments	Number of Issuers	5	1
		Number of Instruments Listed	59	67
		Value of Instruments Listed	USD 13,617,529,903	USD 19,989,013,416
		Number of New Instruments Listed	38	43
		Investment Flows	USD 12,156,255,524	USD 11,386,862,262
		Value of Trades	USD 8,280,961,848	USD 8,444,424,565
	Domestic Private Instruments	Number of Issuers	24	23
		Number of Instruments Listed	34	47
		Value of Instruments Listed	USD 2,735,698,467	USD 2,243,503,993
		Number of New Instruments Listed	22	32
		Investment Flows	USD 2,397,208,334	USD 4,501,190,929
		Value of Trades	USD 1,108,805,024	USD 2,254,878,560
Foreign Instruments	Number of Issuers			
	Number of Instruments Listed			
	Value of Instruments Listed			
	Number of New Instruments Listed			
	Investment Flows			
REPO	Value of Trades			
Derivatives	Products	Questions	2018	2019
Derivatives	Stock Futures	Number of Contracts Traded		
	Stock Index Futures	Number of Contracts Traded		
	ETF Futures	Number of Contracts Traded		
	Interest Rate Futures	Number of Contracts Traded		
	Currency Futures	Number of Contracts Traded		
	Commodity Futures	Number of Contracts Traded		
	Stock Options	Number of Contracts Traded		
	Stock Index Options	Number of Contracts Traded		
	ETF Options	Number of Contracts Traded		
	Interest Rate Options	Number of Contracts Traded		
	Currency Options	Number of Contracts Traded		
	Commodity Options	Number of Contracts Traded		
Other Products	Products	Questions	2018	2019
Other Products	Unlisted Equity & M&A	Value of Trading	USD 3,095,514,531	USD 11,533,631,582
	Intellectual Property Txns	Value of Trading	USD 611,905	USD 476,190
	Equities & ETFs Underwriting	Value of Trading	USD 2,927,033	USD 40,819,246
Sharia-compliant Securities	Products	Questions	2018	2019
Sharia-compliant Securities	Sukuk	Number of Issuers	29	24
		Number of Instruments Listed	93	114
		Value of Instruments Listed	USD 16,353,228,369	USD 22,232,517,408
		Value of Trades	USD 9,389,766,872	USD 10,699,303,124
	Sharia-compliant Shares	Number of Listed Companies	114	121
	Sharia-compliant ETFs	Number of ETFs	20	23
	Sharia-compliant REITs	Number of REITs	-	-
		Number of Instruments Listed	35	46



General Information	Topics	Questions	Answers		
General Information	Member Exchange	Name of the Exchange	Iraq Stock Exchange		
		Acronym of the Exchange	ISX		
		Corporate Website Address	www.isx-iq.net		
		Corporate E-mail Address	info-isx@isx-iq.net		
		Most Senior Executive Title	Chief Executive Officer		
		Most Senior Executive Name	Mr. Taha Ahmed Abdulsalam		
	Capital Markets Institutions	Ownership Structure	Public		
		Regulator(s)	Board of Governors		
		Clearing Agency(ies)	Iraq Stock Exchange		
		Settlement Agency(ies)	Elaf Islamic Bank		
	Indicators and Operations	Registry Agency(ies)	Iraq Depository Center		
		Trading Days of the Week	Sunday - Thursday		
		Main Market Hours	10:00 - 12:00		
		Benchmark Index Name	ISX60		
		Number of Benchmark Index Constituents	2018	2019	60
Value of Benchmark Index		510	493		
Number of Trading Days			241		
Local Currency / USD Rate		1,200,000	1,200,000		
Equities	Products	Questions	2018	2019	
Equities	Shares	Number of Listed Domestic Companies	104	102	
		Number of Listed Foreign Companies	-	-	
		Market Capitalization	USD 9,459,000,000	USD 9,718,260,000	
		Number of New Companies (IPOs)	-	-	
		Number of New Companies (others)	-	5	
		Investment Flows from Public Offerings	USD -	USD 89,913,000	
	Securitized Derivatives	Number of Trades		81,973	
		Value of Trading	USD 389,000,000	USD 237,428,431	
	ETFs	Number of Securitized Derivatives			
		Number of Trades			
Value of Trading					
Investment Funds	Number of ETFs				
	Number of Trades				
	Value of Trading				
Debt Securities	Products	Number of Investment Funds			
		Number of Trades			
		Value of Trading			
		Domestic Public Instruments	Number of Issuers		
			Number of Instruments Listed		
			Value of Instruments Listed		
	Number of New Instruments Listed				
	Investment Flows				
	Value of Trades				
	Domestic Private Instruments		Number of Issuers		
			Number of Instruments Listed		
			Value of Instruments Listed		
		Number of New Instruments Listed			
	Foreign Instruments	Investment Flows			
		Value of Trades			
Number of Issuers					
Number of Instruments Listed					
REPO	Value of Instruments Listed				
	Number of New Instruments Listed				
	Investment Flows				
Derivatives	Products	Value of Trades		USD 237,428,431	
		Number of Contracts Traded			
		Number of Contracts Traded			
		Number of Contracts Traded			
		Number of Contracts Traded			
		Number of Contracts Traded			
		Number of Contracts Traded			
		Number of Contracts Traded			
		Number of Contracts Traded			
		Number of Contracts Traded			
		Number of Contracts Traded			
		Number of Contracts Traded			
Other Products	Products	Questions	2018	2019	
		Value of Trading			
		Value of Trading			
Sharia-compliant Securities	Products	Questions	2018	2019	
		Sukuk			
		Number of Issuers			
		Number of Instruments Listed			
		Value of Instruments Listed			
Sharia-compliant Shares	Products	Value of Trades			
		Number of Listed Companies			
		Number of Instruments Listed			
Sharia-compliant REITs	Products	Number of ETFs			
		Number of REITs			
Sharia-compliant REITs	Products	Number of Instruments Listed			
		Number of Instruments Listed			



General Information	Topics	Questions	Answers	
General Information	Member Exchange	Name of the Exchange	Palestine Exchange	
		Acronym of the Exchange	PEX	
		Corporate Website Address	www.pex.ps	
		Corporate E-mail Address	pex@pex.ps	
		Most Senior Executive Title	CEO	
	Capital Markets Institutions	Most Senior Executive Name	Ahmad Aweidah	
		Ownership Structure	Other	
		Regulator(s)	Palestine Capital Market Authority	
		Clearing Agency(ies)	Palestine Exchange	
		Settlement Agency(ies)	Palestine Exchange	
	Indicators and Operations	Registry Agency(ies)	Palestine Exchange	
		Trading Days of the Week	Sunday-Thursday	
		Main Market Hours	10:00 - 13:00	
		Benchmark Index Name	Al-Quds Index	
		Number of Benchmark Index Constituents		2018
				15
Value of Benchmark Index			529	526
		Number of Trading Days	243	246
Local Currency / USD Rate			1,0000	1,0000
Equities	Shares	Number of Listed Domestic Companies	46	46
		Number of Listed Foreign Companies	2	2
		Market Capitalization	USD 3.734.921.019	USD 3.757.501.158
		Number of New Companies (IPOs)	-	-
		Number of New Companies (others)	-	-
		Investment Flows from Public Offerings	USD 38.700.932	USD -
		Number of Trades	35.030	29.276
	Securitized Derivatives	Value of Trading	USD 353.476.019	USD 273.905.762
		Number of Securitized Derivatives		
		Number of Trades		
	ETFs	Value of Trading		
		Number of ETFs		
		Number of Trades		
	Investment Funds	Value of Trading		
		Number of Investment Funds		
Number of Trades				
Debt Securities	Domestic Public Instruments	Value of Trading		
		Number of Issuers		
		Number of Instruments Listed		
		Value of Instruments Listed		
		Number of New Instruments Listed		
		Investment Flows		
	Domestic Private Instruments	Value of Trades		
		Number of Issuers		
		Number of Instruments Listed		
		Value of Instruments Listed		
		Number of New Instruments Listed		
		Investment Flows		
	Foreign Instruments	Value of Trades		
		Number of Issuers		
		Number of Instruments Listed		
Value of Instruments Listed				
Number of New Instruments Listed				
Investment Flows				
REPO	Value of Trades			
Derivatives	Products	Questions	2018	2019
		Number of Contracts Traded		
		Number of Contracts Traded		
		Number of Contracts Traded		
		Number of Contracts Traded		
		Number of Contracts Traded		
		Number of Contracts Traded		
		Number of Contracts Traded		
		Number of Contracts Traded		
		Number of Contracts Traded		
		Number of Contracts Traded		
		Number of Contracts Traded		
		Number of Contracts Traded		
		Number of Contracts Traded		
		Number of Contracts Traded		
Other Products	Products	Questions	2018	2019
		Value of Trading		
		Value of Trading		
Sharia-compliant Securities	Products	Questions	2018	2019
		Value of Trading		
		Value of Trading		
		Value of Trading		
		Value of Trading		
Sukuk	Products	Questions	2018	2019
		Number of Issuers		
		Number of Instruments Listed		
		Value of Instruments Listed		
		Value of Trades		
Sharia-compliant Shares	Products	Number of Listed Companies		
		Number of ETFs		
		Number of REITs		
Sharia-compliant REITs	Products	Number of Instruments Listed		



General Information	Topics	Questions	Answers	
General Information	Member Exchange	Name of the Exchange	Qatar Stock Exchange	
		Acronym of the Exchange	QSE	
		Corporate Website Address	www.qe.com.qa	
		Corporate E-mail Address	info@qe.qa	
		Most Senior Executive Title	Chief Executive Officer	
		Most Senior Executive Name	Mr. Rashid bin Ali Al-Mansoori	
	Capital Markets Institutions	Ownership Structure	Public	
		Regulator(s)	Qatar Financial Markets Authority	
		Clearing Agency(ies)	NA	
		Settlement Agency(ies)	Qatar Central Securities Depository	
	Indicators and Operations	Registry Agency(ies)	Qatar Central Securities Depository	
		Trading Days of the Week	Sunday - Thursday	
		Main Market Hours	09:30 - 13:15	
		Benchmark Index Name	QE20	
		Number of Benchmark Index Constituents	20	
		2018	2019	
Value of Benchmark Index		10,299	10,426	
Number of Trading Days		249	249	
Local Currency / USD Rate	3,6400	3,6400		
Equities	Products	Questions	2018	2019
Equities	Shares	Number of Listed Domestic Companies	46	47
		Number of Listed Foreign Companies	-	-
		Market Capitalization	USD 161.734.969.115	USD 160.094.685.590
		Number of New Companies (IPOs)	1	1
		Number of New Companies (others)	-	-
		Investment Flows from Public Offerings	USD -	USD -
		Number of Trades	1,042,895	1,529,017
	Securitized Derivatives	Value of Trading	USD 18.819.043.868	USD 18.600.189.723
		Number of Securitized Derivatives		
		Number of Trades		
	ETFs	Value of Trading		
Number of ETFs		2	2	
Number of Trades		8,332	1,254	
Investment Funds	Value of Trading	USD 99,551,510	USD 16,792,097	
	Number of Investment Funds			
	Number of Trades			
Debt Securities	Domestic Public Instruments	Value of Trading		
		Number of Issuers	1	1
		Number of Instruments Listed	38	38
		Value of Instruments Listed	USD 20,405,219,780	USD 22,883,561,644
		Number of New Instruments Listed		
		Investment Flows		
	Domestic Private Instruments	Value of Trades	USD 2,877,090,659	USD 1,980,018,613
		Number of Issuers		
		Number of Instruments Listed		
		Value of Instruments Listed		
		Number of New Instruments Listed		
	Foreign Instruments	Investment Flows		
		Value of Trades		
		Number of Issuers		
		Number of Instruments Listed		
Value of Instruments Listed				
REPO	Number of New Instruments Listed			
	Investment Flows			
Derivatives	Products	Value of Trades		
		Number of Contracts Traded		
		Number of Contracts Traded		
		Number of Contracts Traded		
		Number of Contracts Traded		
		Number of Contracts Traded		
		Number of Contracts Traded		
		Number of Contracts Traded		
		Number of Contracts Traded		
		Number of Contracts Traded		
		Number of Contracts Traded		
		Number of Contracts Traded		
Other Products	Products	Number of Contracts Traded		
		Number of Contracts Traded		
		Number of Contracts Traded		
Sharia-compliant Securities	Products	Number of Contracts Traded		
		Number of Contracts Traded		
		Number of Contracts Traded		
		Number of Contracts Traded		
		Number of Contracts Traded		
		Number of Contracts Traded		
Sharia-compliant Securities	Products	Number of Contracts Traded		
		Number of Contracts Traded		
		Number of Contracts Traded		
		Number of Contracts Traded		
		Number of Contracts Traded		
		Number of Contracts Traded		



General Information	Topics	Questions	Answers	
General Information	Member Exchange	Name of the Exchange	Algiers Stock Exchange	
		Acronym of the Exchange	SGBV	
		Corporate Website Address	www.sgbv.dz	
		Corporate E-mail Address	direction.generale@sgbv.dz	
		Most Senior Executive Title	CEO	
		Most Senior Executive Name	Mr.Benmouhoub Yazid	
	Capital Markets Institutions	Ownership Structure	Public	
		Regulator(s)	Market Authority (COSOB)	
		Clearing Agency(ies)	Algérie Clearing	
		Settlement Agency(ies)	Algérie Clearing	
	Indicators and Operations	Registry Agency(ies)	Algérie Clearing	
		Trading Days of the Week	Sunday, Tuesday, Thursday	
		Main Market Hours	09:30 – 10:15	
		Benchmark Index Name	DZAIRINDEX	
		Number of Benchmark Index Constituents	2018	2019
2018			2019	5
Value of Benchmark Index		1.407	1.545	
Number of Trading Days	116	152		
Local Currency / USD Rate	118,2000	119,0028		
Equities	Products	Questions	2018	2019
Equities	Shares	Number of Listed Domestic Companies	6	6
		Number of Listed Foreign Companies	-	-
		Market Capitalization	USD 371.703.309	USD 379.106.990
		Number of New Companies (IPOs)	1	-
		Number of New Companies (others)	-	-
		Investment Flows from Public Offerings	USD -	USD -
	Securitized Derivatives	Number of Trades	226.505	249.696
		Value of Trading	USD 1.743.886	USD 2.083.640
		Number of Securitized Derivatives		
	ETFs	Number of Trades		
Value of Trading				
Number of ETFs				
Investment Funds	Number of Investment Funds			
	Number of Trades			
	Value of Trading			
Debt Securities	Products	Questions	2018	2019
Debt Securities	Domestic Public Instruments	Number of Issuers	1	1
		Number of Instruments Listed	27	29
		Value of Instruments Listed	USD 3.760.152.284	USD 4.087.075.630
		Number of New Instruments Listed	3	4
		Investment Flows	USD 321.928.934	USD 678.579.737
		Value of Trades	USD 317.298.287	USD 339.163.080
	Domestic Private Instruments	Number of Issuers		
		Number of Instruments Listed		
		Value of Instruments Listed		
		Number of New Instruments Listed		
Foreign Instruments	Investment Flows			
	Value of Trades			
	Number of Issuers			
	Number of Instruments Listed			
REPO	Value of Instruments Listed			
	Number of New Instruments Listed			
	Investment Flows			
	Value of Trades			
Derivatives	Products	Questions	2018	2019
Derivatives	Stock Futures	Number of Contracts Traded		
		Number of Contracts Traded		
		Number of Contracts Traded		
		Number of Contracts Traded		
		Number of Contracts Traded		
		Number of Contracts Traded		
		Number of Contracts Traded		
		Number of Contracts Traded		
		Number of Contracts Traded		
		Number of Contracts Traded		
		Number of Contracts Traded		
		Number of Contracts Traded		
Other Products	Products	Questions	2018	2019
Other Products		Value of Trading		
		Value of Trading		
		Value of Trading		
Sharia-compliant Securities	Products	Questions	2018	2019
Sharia-compliant Securities	Sukuk	Number of Issuers		
		Number of Instruments Listed		
		Value of Instruments Listed		
		Value of Trades		
	Sharia-compliant Shares	Number of Listed Companies		
	Sharia-compliant ETFs	Number of ETFs		
Sharia-compliant REITs	Number of REITs			
		Number of Instruments Listed		



General Information	Topics	Questions	Answers		
General Information	Member Exchange	Name of the Exchange	Saudi Stock Exchange		
		Acronym of the Exchange	Tadawul		
		Corporate Website Address	www.tadawul.com.sa		
		Corporate E-mail Address			
		Most Senior Executive Title	Chief Executive Officer		
	Capital Markets Institutions	Most Senior Executive Name	Mr. Khalid Abdullah Alhussan		
		Ownership Structure	Public		
		Regulator(s)	Capital Market Authority		
	Capital Markets Institutions	Clearing Agency(ies)	Central Bank		
		Settlement Agency(ies)	Securities Depository Center Co., Edaa		
		Registry Agency(ies)	Securities Depository Center Co., Edaa		
	Indicators and Operations	Trading Days of the Week	Sunday - Thursday		
		Main Market Hours	10:00 - 15:00		
		Benchmark Index Name	Tadawul All Share Index (TASI)		
		Number of Benchmark Index Constituents	195		
2018			2019		
Value of Benchmark Index		7.827	8.389		
Number of Trading Days		249	250		
Local Currency / USD Rate		3,7500	3,7500		
			2018	2019	
Equities		Products	Questions	2018	2019
Equities	Shares	Number of Listed Domestic Companies	190	199	
		Number of Listed Foreign Companies	-	-	
		Market Capitalization	USD 496.339.942.637	USD 2.407.461.418.491	
		Number of New Companies (IPOs)	10	6	
		Number of New Companies (others)	4	1	
		Investment Flows from Public Offerings	USD 2.106.378.407	USD 26.724.106.667	
		Number of Trades	25.054.035	28.534.287	
	Securitized Derivatives	Value of Trading	USD 232.341.911.045	USD 235.311.702.506	
		Number of Securitized Derivatives			
	ETFs	Number of ETFs	3	3	
Number of Trades		2.430	4.636		
Value of Trading		USD 323.864.043	USD 428.287.226		
Investment Funds	Number of Investment Funds	260	268		
	Number of Trades				
Value of Trading					
			2018	2019	
Debt Securities	Products	Questions	2018	2019	
Debt Securities	Domestic Public Instruments	Number of Issuers			
		Number of Instruments Listed	57	64	
		Value of Instruments Listed	USD 143.372.600	USD 1.310.818.291	
		Number of New Instruments Listed	57	7	
		Investment Flows			
	Domestic Private Instruments	Value of Trades			
		Number of Issuers	4	4	
		Number of Instruments Listed	5	5	
		Value of Instruments Listed	USD 6.897.941	USD 37.526.763	
		Number of New Instruments Listed	-	-	
Foreign Instruments	Investment Flows				
	Value of Trades				
	Number of Issuers				
	Number of Instruments Listed				
	Value of Instruments Listed				
REPO	Number of New Instruments Listed				
	Investment Flows				
Value of Trades					
			2018	2019	
Derivatives	Products	Questions	2018	2019	
Derivatives	Stock Futures	Number of Contracts Traded			
		Stock Index Futures	Number of Contracts Traded		
		ETF Futures	Number of Contracts Traded		
		Interest Rate Futures	Number of Contracts Traded		
		Currency Futures	Number of Contracts Traded		
		Commodity Futures	Number of Contracts Traded		
		Stock Options	Number of Contracts Traded		
		Stock Index Options	Number of Contracts Traded		
		ETF Options	Number of Contracts Traded		
		Interest Rate Options	Number of Contracts Traded		
		Currency Options	Number of Contracts Traded		
		Commodity Options	Number of Contracts Traded		
			2018	2019	
Other Products	Products	Questions	2018	2019	
Other Products		Value of Trading			
		Value of Trading			
		Value of Trading			
			2018	2019	
Sharia-compliant Securities	Products	Questions	2018	2019	
Sharia-compliant Securities	Sukuk	Number of Issuers			
		Number of Instruments Listed			
		Value of Instruments Listed			
		Value of Trades			
	Sharia-compliant Shares	Number of Listed Companies			
		Number of ETFs			
		Number of REITs			
	Sharia-compliant REITs	Number of Instruments Listed			



General Information	Topics	Questions	Answers		
Member CSD	Name of the CSD Acronym of the CSD Corporate Website Address Corporate E-mail Address Most Senior Executive Title Most Senior Executive Name		Algérie Clearing		
			AC		
			www.algerieclearing.dz		
			contact@algerieclearing.dz		
			General Director		
			Mr. Mohand Arezki LARADI		
		Capital Markets Institutions	Ownership Structure		Public (State owns majority/wholly)
			Regulator(s)		Commission for the Org. and Mon. of the Stock Market (COSOB)
			Clearing Agency(ies)		Central Securities Depository
			Settlement Agency(ies)		Central Securities Depository
Safekeeping Setup	Registry Agency(ies)				
	Omnibus Accounts at the Participant Level		Yes		
	End-investor (Beneficial Ownership) Accounts		Yes		
	Mandatory End-investor Account Segregation		Yes		
	Mandatory Dematerialization		Yes		
	Instruments Eligible for Deposit/Settlement		Shares, debt securities, UCITS units and other securities		

Equities	Products	Questions	2018	2019
Issuers	Number of Domestic Issuers Number of Foreign Issuers		24	24
			-	-
Investors	Number of Domestic Individual Investors Number of Domestic Corporate Investors Number of Foreign Individual Investors Number of Foreign Corporate Investors		9	9
Accounts	Number of Domestic Individual Accounts Number of Domestic Corporate Accounts Number of Foreign Individual Accounts Number of Foreign Corporate Accounts		311	321
Ownership	Value of Domestic Individual Holdings Value of Domestic Corporate Holdings Value of Foreign Individual Holdings Value of Foreign Corporate Holdings		USD 1.523.439.475	USD 1.493.868.655

General Information	Topics	Questions	Answers		
Member CSD	Name of the CSD Acronym of the CSD Corporate Website Address Corporate E-mail Address Most Senior Executive Title Most Senior Executive Name		Bursa Malaysia		
			BM		
		Capital Markets Institutions	Ownership Structure		Other
			Regulator(s)		
			Clearing Agency(ies)		
			Settlement Agency(ies)		
Safekeeping Setup	Registry Agency(ies)				
	Omnibus Accounts at the Participant Level		Yes		
	End-investor (Beneficial Ownership) Accounts		Yes		
	Mandatory End-investor Account Segregation		Yes		
	Mandatory Dematerialization		Yes		
	Instruments Eligible for Deposit/Settlement		All Securities		

Equities	Products	Questions	2018	2019
Issuers	Number of Domestic Issuers Number of Foreign Issuers		944	939
			10	8
Investors	Number of Domestic Individual Investors Number of Domestic Corporate Investors Number of Foreign Individual Investors Number of Foreign Corporate Investors		1.833.420	1.947.314
			572.522	638.416
			38.209	38.467
			32.741	31.627
Accounts	Number of Domestic Individual Accounts Number of Domestic Corporate Accounts Number of Foreign Individual Accounts Number of Foreign Corporate Accounts		1.833.420	1.947.314
			572.522	638.416
			38.209	38.467
			32.741	31.627
Ownership	Value of Domestic Individual Holdings Value of Domestic Corporate Holdings Value of Foreign Individual Holdings Value of Foreign Corporate Holdings		USD 31.349.642.336	USD 34.393.042.776
			USD 279.580.131.970	USD 253.249.595.677
			USD 1.880.592.280	USD 1.765.955.046
			USD 128.013.737.585	USD 126.437.571.097



General Information	Topics	Questions	Answers		
Member CSD	Name of the CSD Acronym of the CSD Corporate Website Address Corporate E-mail Address Most Senior Executive Title Most Senior Executive Name	Name of the CSD	Bolsa de Valores de Moçambique		
		Acronym of the CSD	BVM		
		Corporate Website Address	www.bvm.co.mz		
		Corporate E-mail Address	bvm@bvm.co.mz		
		Most Senior Executive Title	Chief Executive Officer		
		Most Senior Executive Name	Mr. Salim Cripton Valá		
		Capital Markets Institutions	Ownership Structure Regulator(s) Clearing Agency(ies) Settlement Agency(ies)	Ownership Structure	Public (State owns majority/wholly)
				Regulator(s)	Government, Ministry of Economy and Finance, Central Bank
				Clearing Agency(ies)	Central Securities Depository
				Settlement Agency(ies)	Central Bank of Mozambique
Safekeeping Setup	Registry Agency(ies) Omnibus Accounts at the Participant Level End-investor (Beneficial Ownership) Accounts Mandatory End-investor Account Segregation Mandatory Dematerialization Instruments Eligible for Deposit/Settlement	Registry Agency(ies)	Central Securities Depository		
		Omnibus Accounts at the Participant Level	Yes		
		End-investor (Beneficial Ownership) Accounts	Yes		
		Mandatory End-investor Account Segregation	Yes		
		Mandatory Dematerialization	No		

Equities	Products	Questions	2018	2019
Issuers	Number of Domestic Issuers Number of Foreign Issuers	Number of Domestic Issuers	15	10
		Number of Foreign Issuers	-	-
Investors	Number of Domestic Individual Investors Number of Domestic Corporate Investors Number of Foreign Individual Investors Number of Foreign Corporate Investors	Number of Domestic Individual Investors	7	18.246
		Number of Domestic Corporate Investors	352	294
		Number of Foreign Individual Investors	63	8
		Number of Foreign Corporate Investors	68	12
Accounts	Number of Domestic Individual Accounts Number of Domestic Corporate Accounts Number of Foreign Individual Accounts Number of Foreign Corporate Accounts	Number of Domestic Individual Accounts	5	19.865
		Number of Domestic Corporate Accounts	445	358
		Number of Foreign Individual Accounts	19	8
		Number of Foreign Corporate Accounts	17	12
Ownership	Value of Domestic Individual Holdings Value of Domestic Corporate Holdings Value of Foreign Individual Holdings Value of Foreign Corporate Holdings	Value of Domestic Individual Holdings	USD 2.405.798.200	USD 3.465.973.250
		Value of Domestic Corporate Holdings	USD 49.321.272.244	USD 6.991.986.271
		Value of Foreign Individual Holdings	USD 32.671.236	USD 2.071.900
		Value of Foreign Corporate Holdings	USD 27.544.216.052	USD 13.518.368.350

General Information	Topics	Questions	Answers
Member CSD	Name of the CSD Acronym of the CSD Corporate Website Address Corporate E-mail Address Most Senior Executive Title Most Senior Executive Name	Name of the CSD	Central Securities Depository of Iran
		Acronym of the CSD	CSDI
		Corporate Website Address	en.csdiran.com
		Corporate E-mail Address	Intl@csdiran.com
		Most Senior Executive Title	CEO
		Most Senior Executive Name	Mr. Hossein Fahimi
Capital Markets Institutions	Ownership Structure Regulator(s) Clearing Agency(ies) Settlement Agency(ies)	Ownership Structure	Private (Companies own majority/wholly)
		Regulator(s)	Securities and Exchange Organization
		Clearing Agency(ies)	Central Securities Depository of Iran
Safekeeping Setup	Registry Agency(ies) Omnibus Accounts at the Participant Level End-investor (Beneficial Ownership) Accounts Mandatory End-investor Account Segregation Mandatory Dematerialization Instruments Eligible for Deposit/Settlement	Registry Agency(ies)	Central Securities Depository of Iran
		Omnibus Accounts at the Participant Level	Central Securities Depository of Iran
		End-investor (Beneficial Ownership) Accounts	No
		Mandatory End-investor Account Segregation	Yes
		Mandatory Dematerialization	Yes
		Instruments Eligible for Deposit/Settlement	Equities, Debt Securities, Funds, Rights, ABS, Sukuk

Equities	Products	Questions	2018	2019
Issuers	Number of Domestic Issuers Number of Foreign Issuers	Number of Domestic Issuers		798
		Number of Foreign Issuers		-
Investors	Number of Domestic Individual Investors Number of Domestic Corporate Investors Number of Foreign Individual Investors Number of Foreign Corporate Investors	Number of Domestic Individual Investors	8.662.448	10.191.932
		Number of Domestic Corporate Investors		
		Number of Foreign Individual Investors	724	1.060
		Number of Foreign Corporate Investors	566	781
Accounts	Number of Domestic Individual Accounts Number of Domestic Corporate Accounts Number of Foreign Individual Accounts Number of Foreign Corporate Accounts	Number of Domestic Individual Accounts	8.662.448	10.191.932
		Number of Domestic Corporate Accounts	76.593	83.618
		Number of Foreign Individual Accounts	724	1.060
		Number of Foreign Corporate Accounts	566	781
Ownership	Value of Domestic Individual Holdings Value of Domestic Corporate Holdings Value of Foreign Individual Holdings Value of Foreign Corporate Holdings	Value of Domestic Individual Holdings		
		Value of Domestic Corporate Holdings		
		Value of Foreign Individual Holdings	USD 11.833.333	USD 52.571.429
		Value of Foreign Corporate Holdings	USD 194.690.476	USD 460.000.000



General Information	Topics	Questions	Answers
Member CSD	Capital Markets Institutions	Name of the CSD	Dubai Financial Market
		Acronym of the CSD	DFM
		Corporate Website Address	www.dfm.ae
		Corporate E-mail Address	ir@dfm.ae
		Most Senior Executive Title	Chairman
		Most Senior Executive Name	Mr. Essa Kazim
		Ownership Structure	Public (State owns majority/wholly)
		Regulator(s)	Securities and Commodities Authority of the UAE
		Clearing Agency(ies)	Dubai Clear LLC
		Settlement Agency(ies)	Dubai Clear LLC
Safekeeping Setup	Safekeeping Setup	Registry Agency(ies)	Dubai Central Securities Depository LLC
		Omnibus Accounts at the Participant Level	No
		End-investor (Beneficial Ownership) Accounts	Yes
		Mandatory End-investor Account Segregation	Yes
		Mandatory Dematerialization	Yes
Instruments Eligible for Deposit/Settlement	Equities, Bonds, Commercial Papers, Rights, Warrants, Sukuk		

Equities	Products	Questions	2018	2019
Issuers	Issuers	Number of Domestic Issuers	53	53
		Number of Foreign Issuers	16	16
Investors	Investors	Number of Domestic Individual Investors	534.150	534.302
		Number of Domestic Corporate Investors	4.464	4.547
		Number of Foreign Individual Investors	298.335	299.272
		Number of Foreign Corporate Investors	6.737	6.899
Accounts	Accounts	Number of Domestic Individual Accounts	1.144.715	1.171.336
		Number of Domestic Corporate Accounts	18.700	19.391
		Number of Foreign Individual Accounts	626.906	635.863
		Number of Foreign Corporate Accounts	59.066	61.392
Ownership	Ownership	Value of Domestic Individual Holdings	USD 13.596.905.066	USD 14.724.783.326
		Value of Domestic Corporate Holdings	USD 63.484.867.940	USD 70.500.401.626
		Value of Foreign Individual Holdings	USD 2.134.030.498	USD 2.266.944.587
		Value of Foreign Corporate Holdings	USD 14.969.199.620	USD 15.547.336.597

General Information	Topics	Questions	Answers
Member CSD	Capital Markets Institutions	Name of the CSD	Iraq Stock Exchange
		Acronym of the CSD	ISX
		Corporate Website Address	www.isx-iq.net
		Corporate E-mail Address	info-isx@isx-iq.net
		Most Senior Executive Title	CEO
		Most Senior Executive Name	Taha Ahmed Abdulsalam
		Ownership Structure	Public (State owns majority/wholly)
		Regulator(s)	Board of Governors
		Clearing Agency(ies)	ISX Clearing and Settlement (Elaf Islamic Bank)
		Settlement Agency(ies)	ISX Clearing and Settlement (Elaf Islamic Bank)
Safekeeping Setup	Safekeeping Setup	Registry Agency(ies)	Iraq Depository Center
		Omnibus Accounts at the Participant Level	Yes
		End-investor (Beneficial Ownership) Accounts	Yes
		Mandatory End-investor Account Segregation	Yes
		Mandatory Dematerialization	Yes
Instruments Eligible for Deposit/Settlement			

Equities	Products	Questions	2018	2019
Issuers	Issuers	Number of Domestic Issuers	104	102
		Number of Foreign Issuers	-	-
Investors	Investors	Number of Domestic Individual Investors	25.393	25.824
		Number of Domestic Corporate Investors	220	215
		Number of Foreign Individual Investors	1.086	1.088
		Number of Foreign Corporate Investors	62	59
Accounts	Accounts	Number of Domestic Individual Accounts	4.567	5.394
		Number of Domestic Corporate Accounts	79	86
		Number of Foreign Individual Accounts	123	159
		Number of Foreign Corporate Accounts	24	20
Ownership	Ownership	Value of Domestic Individual Holdings	USD 1.356.559.429	USD 1.408.214.362
		Value of Domestic Corporate Holdings	USD 204.198.842	USD 209.642.621
		Value of Foreign Individual Holdings	USD 48.158.632	USD 48.277.978
		Value of Foreign Corporate Holdings	USD 1.049.245.203	USD 1.052.774.440



General Information	Topics	Questions	Answers
General Information	Member CSD	Name of the CSD	Central Securities Depository JSC
		Acronym of the CSD	KACD
		Corporate Website Address	www.kacd.kz
		Corporate E-mail Address	csd@kacd.kz, web@kacd.kz
		Most Senior Executive Title	Deputy Chairman
	Capital Markets Institutions	Most Senior Executive Name	Alan Shatanov
		Ownership Structure	Public (State owns majority/wholly)
		Regulator(s)	National Bank, Agency for Reg. and Dev. of the Financial Market
		Clearing Agency(ies)	Kazakhstan Stock Exchange JSC
	Safekeeping Setup	Settlement Agency(ies)	Central Securities Depository JSC
		Registry Agency(ies)	Central Securities Depository JSC
		Omnibus Accounts at the Participant Level	Yes
		End-investor (Beneficial Ownership) Accounts	Yes
		Mandatory End-investor Account Segregation	No
		Mandatory Dematerialization	Yes
	Instruments Eligible for Deposit/Settlement	Equities, Debt Securities, Eurobonds, Funds, Dep. Receipts, LLC	

Equities	Products	Questions	2018	2019
Equities	Issuers	Number of Domestic Issuers	2,409	4,265
		Number of Foreign Issuers	385	413
	Investors	Number of Domestic Individual Investors	112,340	1,514,882
		Number of Domestic Corporate Investors	367	278
		Number of Foreign Individual Investors	515	7,691
		Number of Foreign Corporate Investors	144	142
	Accounts	Number of Domestic Individual Accounts	118,226	1,633,553
		Number of Domestic Corporate Accounts	1,659	1,528
		Number of Foreign Individual Accounts	515	8,224
		Number of Foreign Corporate Accounts	362	407
	Ownership	Value of Domestic Individual Holdings	USD 5,105,959,893	USD 5,243,091,493
		Value of Domestic Corporate Holdings	USD 63,355,933,141	USD 166,353,987,019
		Value of Foreign Individual Holdings	USD 10,676,424	USD 11,032,833
		Value of Foreign Corporate Holdings	USD 2,455,447,861	USD 3,972,032,902

General Information	Topics	Questions	Answers
General Information	Member CSD	Name of the CSD	Indonesia Stock Exchange
		Acronym of the CSD	KSEI
		Corporate Website Address	www.idx.co.id
		Corporate E-mail Address	
		Most Senior Executive Title	President Director
	Capital Markets Institutions	Most Senior Executive Name	Inarno Djajadi
		Ownership Structure	Mutualized (Members own majority/wholly)
		Regulator(s)	Financial Services Authority of Indonesia (OJK)
		Clearing Agency(ies)	Indonesian Clearing and Guarantee Corporation (KPEI)
	Safekeeping Setup	Settlement Agency(ies)	The Indonesia Central Securities Depository (KSEI)
		Registry Agency(ies)	The Indonesia Central Securities Depository (KSEI)
		Omnibus Accounts at the Participant Level	Yes
		End-investor (Beneficial Ownership) Accounts	Yes
		Mandatory End-investor Account Segregation	Yes
		Mandatory Dematerialization	No
	Instruments Eligible for Deposit/Settlement	All Instruments Listed on IDX	

Equities	Products	Questions	2018	2019
Equities	Issuers	Number of Domestic Issuers	619	668
		Number of Foreign Issuers	-	-
	Investors	Number of Domestic Individual Investors	509,172	643,391
		Number of Domestic Corporate Investors	4,060	4,348
		Number of Foreign Individual Investors	3,379	3,738
		Number of Foreign Corporate Investors	5,317	5,213
	Accounts	Number of Domestic Individual Accounts	582,648	737,945
		Number of Domestic Corporate Accounts	5,728	6,184
		Number of Foreign Individual Accounts	3,577	3,954
		Number of Foreign Corporate Accounts	6,425	6,408
	Ownership	Value of Domestic Individual Holdings	USD 26,730,591,460	USD 27,583,307,518
		Value of Domestic Corporate Holdings	USD 88,887,422,879	USD 100,586,874,952
		Value of Foreign Individual Holdings	USD 770,034,230	USD 784,245,005
		Value of Foreign Corporate Holdings	USD 97,991,202,535	USD 106,060,794,657



General Information	Topics	Questions	Answers		
Member CSD	Name of the CSD Acronym of the CSD Corporate Website Address Corporate E-mail Address Most Senior Executive Title Most Senior Executive Name	Name of the CSD	Maroclear CSD Morocco		
		Acronym of the CSD	Maroclear		
		Corporate Website Address	maroclear.com		
		Corporate E-mail Address	bennis@maroclear.com		
		Most Senior Executive Title	CEO		
		Most Senior Executive Name	Mme Fathia BENNIS		
		Capital Markets Institutions	Ownership Structure Regulator(s) Clearing Agency(ies) Settlement Agency(ies)	Ownership Structure	Public (State owns majority/wholly)
				Regulator(s)	Finacial Market Authority AMMC
				Clearing Agency(ies)	None
				Settlement Agency(ies)	Maroclear
Safekeeping Setup	Registry Agency(ies) Omnibus Accounts at the Participant Level End-investor (Beneficial Ownership) Accounts Mandatory End-investor Account Segregation Mandatory Dematerialization Instruments Eligible for Deposit/Settlement	Registry Agency(ies)	None		
		Omnibus Accounts at the Participant Level	Yes		
		End-investor (Beneficial Ownership) Accounts	No		
		Mandatory End-investor Account Segregation	No		
		Mandatory Dematerialization	Yes		
		Instruments Eligible for Deposit/Settlement	Equities, Debt Securities, Money Market, Mutual Funds		

Equities	Products	Questions	2018	2019
Issuers	Number of Domestic Issuers Number of Foreign Issuers	Number of Domestic Issuers	233	232
		Number of Foreign Issuers	1	1
Investors	Number of Domestic Individual Investors Number of Domestic Corporate Investors Number of Foreign Individual Investors Number of Foreign Corporate Investors	Number of Domestic Individual Investors		
		Number of Domestic Corporate Investors		
		Number of Foreign Individual Investors		
		Number of Foreign Corporate Investors		
Accounts	Number of Domestic Individual Accounts Number of Domestic Corporate Accounts Number of Foreign Individual Accounts Number of Foreign Corporate Accounts	Number of Domestic Individual Accounts		
		Number of Domestic Corporate Accounts	550	550
		Number of Foreign Individual Accounts	1	1
		Number of Foreign Corporate Accounts		
Ownership	Value of Domestic Individual Holdings Value of Domestic Corporate Holdings Value of Foreign Individual Holdings Value of Foreign Corporate Holdings	Value of Domestic Individual Holdings		
		Value of Domestic Corporate Holdings	USD 184.929.356.358	USD 196.143.824.908
		Value of Foreign Individual Holdings		
		Value of Foreign Corporate Holdings		

General Information	Topics	Questions	Answers		
Member CSD	Name of the CSD Acronym of the CSD Corporate Website Address Corporate E-mail Address Most Senior Executive Title Most Senior Executive Name	Name of the CSD	Merkezi Kayıt Kuruluşu		
		Acronym of the CSD	MKK		
		Corporate Website Address	www.mkk.com.tr		
		Corporate E-mail Address	bilgi@mkk.com.tr		
		Most Senior Executive Title	CEO		
		Most Senior Executive Name	Ekrem Arkan		
		Capital Markets Institutions	Ownership Structure Regulator(s) Clearing Agency(ies) Settlement Agency(ies)	Ownership Structure	Public (State owns majority/wholly)
				Regulator(s)	Capital Markets Board of Turkey
				Clearing Agency(ies)	İstanbul Clearing, Settlement and Custody Bank (Takasbank)
				Settlement Agency(ies)	İstanbul Clearing, Settlement and Custody Bank (Takasbank)
Safekeeping Setup	Registry Agency(ies) Omnibus Accounts at the Participant Level End-investor (Beneficial Ownership) Accounts Mandatory End-investor Account Segregation Mandatory Dematerialization Instruments Eligible for Deposit/Settlement	Registry Agency(ies)	Central Securities Depository of Turkey		
		Omnibus Accounts at the Participant Level	Yes		
		End-investor (Beneficial Ownership) Accounts	Yes		
		Mandatory End-investor Account Segregation	Yes		
		Mandatory Dematerialization	Yes		
		Instruments Eligible for Deposit/Settlement	Equities, Debt Securities, Rights, Warrants, Covered Bonds, ABS		

Equities	Products	Questions	2018	2019
Issuers	Number of Domestic Issuers Number of Foreign Issuers	Number of Domestic Issuers	514	520
		Number of Foreign Issuers	1	1
Investors	Number of Domestic Individual Investors Number of Domestic Corporate Investors Number of Foreign Individual Investors Number of Foreign Corporate Investors	Number of Domestic Individual Investors	1.176.268	1.201.172
		Number of Domestic Corporate Investors	6.038	5.801
		Number of Foreign Individual Investors	6.555	6.681
		Number of Foreign Corporate Investors	3.237	3.091
Accounts	Number of Domestic Individual Accounts Number of Domestic Corporate Accounts Number of Foreign Individual Accounts Number of Foreign Corporate Accounts	Number of Domestic Individual Accounts	1.339.408	1.376.908
		Number of Domestic Corporate Accounts	8.414	7.986
		Number of Foreign Individual Accounts	6.744	6.877
		Number of Foreign Corporate Accounts	3.847	3.677
Ownership	Value of Domestic Individual Holdings Value of Domestic Corporate Holdings Value of Foreign Individual Holdings Value of Foreign Corporate Holdings	Value of Domestic Individual Holdings	USD 11.642.143.403	USD 15.598.557.713
		Value of Domestic Corporate Holdings	USD 9.543.820.112	USD 13.986.097.569
		Value of Foreign Individual Holdings	USD 220.367.480	USD 246.929.275
		Value of Foreign Corporate Holdings	USD 38.306.163.906	USD 50.333.338.340



General Information	Topics	Questions	Answers
Member CSD	Name of the CSD Acronym of the CSD Corporate Website Address Corporate E-mail Address Most Senior Executive Title Most Senior Executive Name		National Depository Center
			NDC
Capital Markets Institutions	Ownership Structure Regulator(s) Clearing Agency(ies) Settlement Agency(ies)		Central Bank of Azerbaijan
			NDC
			Banks
			NDC
Safekeeping Setup	Registry Agency(ies) Omnibus Accounts at the Participant Level End-investor (Beneficial Ownership) Accounts Mandatory End-investor Account Segregation Mandatory Dematerialization Instruments Eligible for Deposit/Settlement		NDC
			Yes
			Yes
			Yes
			No
			Shares, Bonds(Government and Corporate), Notes (Central Bank)

Equities	Products	Questions	2018	2019
Issuers	Number of Domestic Issuers Number of Foreign Issuers		1,846	1,903
			1	2
Investors	Number of Domestic Individual Investors Number of Domestic Corporate Investors Number of Foreign Individual Investors Number of Foreign Corporate Investors		98,772	100,472
			652	741
			138	154
			156	162
Accounts	Number of Domestic Individual Accounts Number of Domestic Corporate Accounts Number of Foreign Individual Accounts Number of Foreign Corporate Accounts		106,205	110,093
			2,811	2,997
			225	274
			189	200
Ownership	Value of Domestic Individual Holdings Value of Domestic Corporate Holdings Value of Foreign Individual Holdings Value of Foreign Corporate Holdings		USD 455,516,142	USD 403,088,702
			USD 2,919,815,696	USD 858,348,587
			USD 19,200,424	USD 4,311,109
			USD 354,432,954	USD 259,725,443

General Information	Topics	Questions	Answers		
Member CSD	Name of the CSD Acronym of the CSD Corporate Website Address Corporate E-mail Address Most Senior Executive Title Most Senior Executive Name		Palestine Securities Exchange		
			PEX		
			www.pex.ps		
			prs@pex.ps		
			CEO		
			Mr. Ahmad Aweidah		
		Capital Markets Institutions	Ownership Structure Regulator(s) Clearing Agency(ies) Settlement Agency(ies)		Private (Companies own majority/wholly)
					Palestine Capital Market Authority
					Palestine Securities Exchange
					Palestine Securities Exchange
Safekeeping Setup	Registry Agency(ies) Omnibus Accounts at the Participant Level End-investor (Beneficial Ownership) Accounts Mandatory End-investor Account Segregation Mandatory Dematerialization Instruments Eligible for Deposit/Settlement		Palestine Securities Exchange		
			No		
			Yes		
			Yes		
			Yes		
			All Securities		

Equities	Products	Questions	2018	2019
Issuers	Number of Domestic Issuers Number of Foreign Issuers		46	46
			2	2
Investors	Number of Domestic Individual Investors Number of Domestic Corporate Investors Number of Foreign Individual Investors Number of Foreign Corporate Investors		66,383	65,650
			1,231	1,163
			3,156	3,163
			211	217
Accounts	Number of Domestic Individual Accounts Number of Domestic Corporate Accounts Number of Foreign Individual Accounts Number of Foreign Corporate Accounts		110,536	112,298
			943	967
			6,961	7,243
			1,115	1,129
Ownership	Value of Domestic Individual Holdings Value of Domestic Corporate Holdings Value of Foreign Individual Holdings Value of Foreign Corporate Holdings		USD 696,944,651	USD 709,641,443
			USD 1,669,592,451	USD 1,756,635,330
			USD 304,968,223	USD 286,699,216
			USD 1,063,415,694	USD 1,004,525,169



General Information	Topics	Questions	Answers
General Information	Member CSD	Name of the CSD	Securities Depository Center
		Acronym of the CSD	SDC
		Corporate Website Address	www.sdc.com.jo
		Corporate E-mail Address	info@sdccom.jo
		Most Senior Executive Title	CEO
		Most Senior Executive Name	Mr. Khalil Naser
	Capital Markets Institutions	Ownership Structure	Other
		Regulator(s)	Jordan Securities Commission
		Clearing Agency(ies)	Securities Depository Center
		Settlement Agency(ies)	Securities Depository Center
	Safekeeping Setup	Registry Agency(ies)	Securities Depository Center
		Omnibus Accounts at the Participant Level	No
		End-investor (Beneficial Ownership) Accounts	Yes
		Mandatory End-investor Account Segregation	Yes
Mandatory Dematerialization		Yes	
Instruments Eligible for Deposit/Settlement		Equities, Corporate bonds, Other (Sukuk)	

Equities	Products	Questions	2018	2019
Issuers		Number of Domestic Issuers	245	236
		Number of Foreign Issuers	-	-
Investors		Number of Domestic Individual Investors	253.884	250.437
		Number of Domestic Corporate Investors	1.290	1.273
		Number of Foreign Individual Investors	19.220	19.229
		Number of Foreign Corporate Investors	431	410
Accounts		Number of Domestic Individual Accounts	282.205	279.230
		Number of Domestic Corporate Accounts	2.303	2.259
		Number of Foreign Individual Accounts	20.968	20.959
		Number of Foreign Corporate Accounts	666	636
Ownership		Value of Domestic Individual Holdings	USD 4.616.657.867	USD 4.166.326.137
		Value of Domestic Corporate Holdings	USD 6.953.260.268	USD 6.576.675.167
		Value of Foreign Individual Holdings	USD 1.755.368.901	USD 1.593.249.962
		Value of Foreign Corporate Holdings	USD 9.796.400.494	USD 9.023.665.641

General Information	Topics	Questions	Answers
General Information	Member CSD	Name of the CSD	Saudi Stock Exchange
		Acronym of the CSD	Tadawul
		Corporate Website Address	www.tadawul.com.sa
		Corporate E-mail Address	
		Most Senior Executive Title	Chief Executive Officer
		Most Senior Executive Name	Mr. Khalid Abdullah Alhussan
	Capital Markets Institutions	Ownership Structure	Department of the Exchange
		Regulator(s)	Capital Market Authority
		Clearing Agency(ies)	Central Bank
		Settlement Agency(ies)	Saudi Stock Exchange
	Safekeeping Setup	Registry Agency(ies)	Saudi Stock Exchange
		Omnibus Accounts at the Participant Level	Yes
		End-investor (Beneficial Ownership) Accounts	Yes
		Mandatory End-investor Account Segregation	Yes
Mandatory Dematerialization		Yes	
Instruments Eligible for Deposit/Settlement		Shares, Rights, ETFs, Sukuk	

Equities	Products	Questions	2018	2019
Issuers		Number of Domestic Issuers	204	207
		Number of Foreign Issuers	-	-
Investors		Number of Domestic Individual Investors	4.604.564	5.253.279
		Number of Domestic Corporate Investors	3.244	3.908
		Number of Foreign Individual Investors	121.095	223.923
		Number of Foreign Corporate Investors	153	161
Accounts		Number of Domestic Individual Accounts	9.671.898	9.600.670
		Number of Domestic Corporate Accounts	6.401	6.577
		Number of Foreign Individual Accounts	160.264	264.085
		Number of Foreign Corporate Accounts	167	149
Ownership		Value of Domestic Individual Holdings	USD 129.844.332.937	USD 153.338.278.814
		Value of Domestic Corporate Holdings	USD 83.446.851.568	USD 110.964.391.475
		Value of Foreign Individual Holdings	USD 552.709.063	USD 892.567.376
		Value of Foreign Corporate Holdings	USD 15.539.212.066	USD 15.199.189.627



