



Organisation of Islamic  
Cooperation Exchanges Forum

# OICEF

Statistics  
Report

2024



Published in 2025

All rights reserved. This material is issued by Borsa İstanbul as the Secretariat of the OIC Exchanges Forum (OICEF) for information purposes only. Although the Forum Secretariat uses its best endeavors to verify the material presented, it does not undertake that all information is accurate or complete, nor should it be relied upon as such.

## TABLE OF CONTENTS

|   |    |
|---|----|
| FOREWORD .....  | 2  |
| ABOUT THE ORGANISATION, THE COMMITTEE AND THE FORUM ..... | 3  |
| ABOUT THE SURVEY AND THE REPORT .....                     | 4  |
| PARTICIPATING MEMBERS .....                               | 5  |
| EQUITIES .....  | 6  |
| Number of Listed Companies .....                          | 6  |
| Market Capitalization .....                               | 7  |
| Number of New Companies .....                             | 7  |
| Funds Raised from Public Offerings .....                  | 8  |
| Value of Trading .....                                    | 8  |
| Securitized Derivatives .....                             | 8  |
| Exchange Traded Funds (ETFs) .....                        | 8  |
| Investment Funds .....                                    | 8  |
| DEBT INSTRUMENTS .....                                    | 9  |
| Domestic Public Instruments .....                         | 10 |
| Domestic Private Instruments .....                        | 10 |
| Foreign Instruments .....                                 | 10 |
| REPO Market .....   | 10 |
| DERIVATIVES .....   | 11 |
| Stock Futures .....                                       | 11 |
| Stock Index Futures .....                                 | 11 |
| ETF Futures .....   | 11 |
| Interest Rate Futures .....                               | 11 |
| Currency Futures .....                                    | 11 |
| Commodity Futures .....                                   | 11 |
| Stock Options .....                                       | 12 |
| Stock Index Options .....                                 | 12 |
| EFT Options .....   | 12 |
| Currency Options .....                                    | 12 |
| Commodity Options .....                                   | 12 |
| OTHER PRODUCTS .....                                      | 12 |
| SHARIA-COMPLIANT SECURITIES .....                         | 12 |
| ANNEX I: Members .....                                    | 14 |
| ANNEX II: Survey Responses .....                          | 16 |

## FOREWORD

Dear Forum Members,

We are pleased to present the OIC Exchanges Forum (OICEF) Statistics Report for 2024, offering key insights into the evolving landscape of OIC capital markets and the opportunities that lie ahead.

Over the past year, global markets have faced heightened volatility amid persistent inflationary pressures, shifts in monetary policy, and escalating geopolitical tensions. Despite these challenges, OIC capital markets demonstrated resilience, driven by continued investor engagement, regulatory advancements, and a commitment to financial innovation.

The rapid integration of disruptive technologies, particularly artificial intelligence, is transforming financial markets by enhancing efficiency, security, and market accessibility. Exchanges across the OIC region are embracing these innovations to expand investment opportunities and improve market infrastructure.

This report reflects the collective efforts of our Member Exchanges, providing a data-driven analysis of market trends, performance, and emerging opportunities. As we navigate an increasingly complex financial landscape, fostering collaboration and knowledge-sharing remains essential to unlocking the full potential of OIC capital markets.

At the same time, we cannot overlook the deepening humanitarian crises across various regions, particularly the suffering endured by our brothers and sisters in Palestine. The OICEF Secretariat stands in solidarity with Palestine, advocating for peace, stability, and justice.

I extend my sincere gratitude to all Member Exchanges for their valuable contributions to this report. Your commitment to transparency and data-sharing plays a vital role in strengthening our collective market ecosystem. Together, we remain dedicated to building a more resilient and prosperous OIC region.

Sincerely,

**Korkmaz ERGUN**  
Chairperson  
OIC Exchange Forum

## ABOUT THE ORGANISATION, THE COMMITTEE AND THE FORUM

### The Organisation of Islamic Cooperation<sup>1</sup>

The Organisation of Islamic Cooperation (OIC) is an inter-governmental organization that represents the Muslim world with 57 Member States and endeavors to safeguard their interests in the spirit of promoting international peace and harmony. It was established upon a decision of the historical summit in Rabat on 25 September 1969, following the criminal arson of Al-Aqsa Mosque in occupied Jerusalem.

### Standing Committee for Economic and Commercial Cooperation of the Organisation of Islamic Cooperation<sup>2</sup>

The Standing Committee for Economic and Commercial Cooperation of the Organisation of the Islamic Cooperation (COMCEC) was established by the Third Islamic Summit Conference of OIC in 1981. Chaired by the President of the Republic of Türkiye, it is the main multilateral economic and commercial cooperation platform that of the Islamic world, which convenes annually at ministerial level in İstanbul.

Some of its objectives are to address the economic challenges of the Islamic Ummah, to contribute to the development efforts of the Member States, to draw up programs and submit proposals designed to increase the welfare of the Member States, and to ensure the overall coordination of the activities of the OIC relating to economic and commercial cooperation among the Member States.

### The Organisation of Islamic Cooperation Exchanges Forum<sup>3</sup>

Established consequently to the 20<sup>th</sup> Session of the COMCEC in 2005, The Organisation of Islamic Cooperation Exchanges Forum (OICEF) provides a dedicated, centralized and cultivating platform for 40 national stock exchanges and 2 regional stock exchange, 17 commodity and derivatives exchanges, and 22 central securities depositories (CSDs) and central counterparties (CCPs) (Members) in 45 out of 57 OIC Member States (Annex I). OICEF serves as a communication channel within a collaborative framework for the representatives of Members and relevant OIC organizations and institutions—enabling cooperation among shareholders in developing Islamic capital markets and strengthening their relationships.

As the Secretariat of OICEF, Borsa İstanbul has been hosting annual Meetings, leading the Task Forces, and publishing an annual Statistics Report (Report) and a quarterly Newsletter with contributions from its Members. The annual Meetings provide a platform for activity briefings, experience sharing, and discussing ideas on challenges and opportunities. Task forces undertake long-term projects through which Members collaborate to develop valuable products and fruitful relationships. To this end, Task Force on Precious Metals is currently studying on the OIC Gold Exchange project. The Report and the Newsletter serve as valuable sources of aggregated and consolidated information regarding the Members.

---

<sup>1</sup> <http://www.oic-oci.org/>

<sup>2</sup> <http://www.comcec.org/>

<sup>3</sup> <http://www.oicexchanges.org/>

## ABOUT THE SURVEY AND THE REPORT

The Report presents individual and aggregate capital markets data for Members. The data is primarily provided by the Members who participate in the annual Survey. In order to extend the representation of the Report to a meaningful level, additional public data regarding Members who have not participated in the survey is collected from their official websites and World Federation of Exchanges (WFE) Statistics Portal. Report also includes analysis of data in comparison with global markets as well as key statistics on Islamic capital markets.

The survey for the exchanges focuses on key figures about the capital market products available for trading at the Member Exchange categorized in asset classes. The section on Sharia-compliant securities in the exchange survey captures the organized Islamic capital markets data—which is not easily accessible. The format of the survey has been standardized where the terms and definitions have been adopted from the definitions of the international exchange federations. The glossary of terms, along with the previous reports, is published at [oicexchanges.org](http://oicexchanges.org) for reference in order to avoid misinterpretations.

The patterns, trends, and other results presented in this Report are based on the datasets of 21 stock exchanges, which are referred as “OIC Stock Exchanges” collectively. 11 of the OIC Stock Exchanges have responded to the Survey (Annex II) while the data for the rest of the OIC Stock Exchanges were sourced from WFE. Members whose data for certain categories could not be obtained from the available sources are excluded from the relative calculations.

## PARTICIPATING MEMBERS<sup>4</sup>

| Member State         | Name of the Exchange               | Acronym | Source <sup>5</sup> |
|----------------------|------------------------------------|---------|---------------------|
| United Arab Emirates | Abu Dhabi Securities Exchange      | ADX     | WFE                 |
| Kazakhstan           | Astana International Exchange      | AIX***  | Survey              |
| Jordan               | Amman Stock Exchange               | ASE     | Survey              |
| Türkiye              | Borsa İstanbul                     | BIST*   | Survey              |
| Malaysia             | Bursa Malaysia                     | BM*     | Survey              |
| Azerbaijan           | Baku Stock Exchange                | BSE     | WFE                 |
| Bangladesh           | Chittagong Stock Exchange          | CSE(B)  | WFE                 |
| Morocco              | Casablanca Stock Exchange          | CSE(M)  | WFE                 |
| United Arab Emirates | Dubai Financial Market             | DFM     | WFE                 |
| Bangladesh           | Dhaka Stock Exchange               | DSE     | WFE                 |
| Egypt                | The Egyptian Exchange              | EGX     | Survey              |
| Indonesia            | Indonesia Stock Exchange           | IDX     | Survey              |
| Iran                 | Iran Fara Bourse                   | IFB**   | WFE                 |
| Iraq                 | Iraq Stock Exchange                | ISX     | Survey              |
| Kazakhstan           | Kazakhstan Stock Exchange          | KASE    | WFE                 |
| Palestine            | Palestine Exchange                 | PEX**   | Survey              |
| Pakistan             | Pakistan Stock Exchange            | PSX     | WFE                 |
| Qatar                | Qatar Stock Exchange               | QSE     | Survey              |
| Uzbekistan           | Republican Stock Exchange Toshkent | RSE     | Survey              |
| Saudi Arabia         | Saudi Stock Exchange               | Tadawul | WFE                 |
| Iran                 | Tehran Stock Exchange              | TSE**   | Survey              |

<sup>4</sup> The Members are referred and sorted by their acronyms throughout the Report.

\* Unofficial acronyms that are generated to represent Members without an official acronym

\*\* Local currency rate discrepancies in Iran and Palestine have inflated some IFB, PEX, and TSE values in USD

\*\*\* AIX is a multicurrency trading platform incorporated in a special jurisdiction, primarily using USD

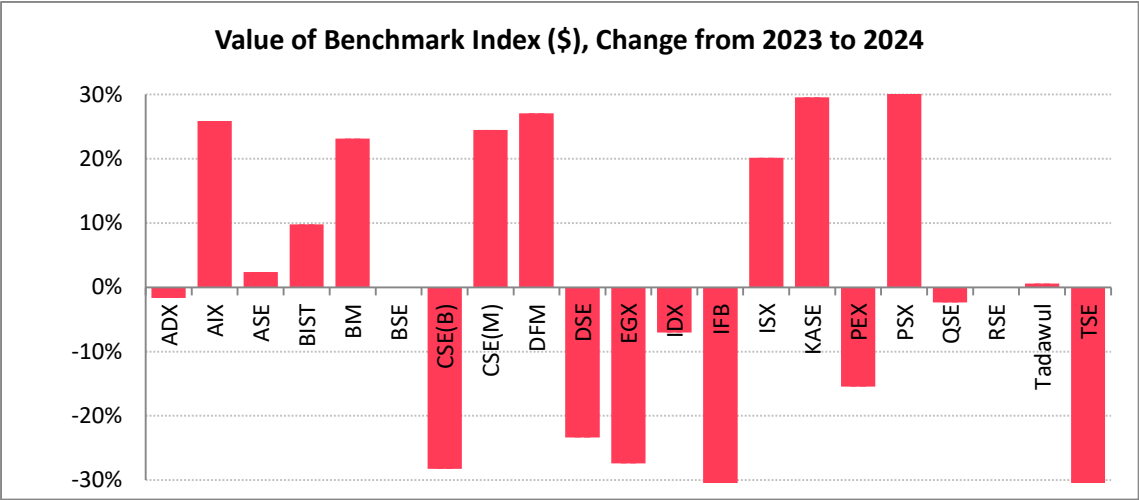
<sup>5</sup> Product lists for Members with data obtained from WFE are based on previous years' Surveys

## EQUITIES

The below table plots the range of equities products that were offered by the OIC Stock Exchanges:

|                         | ADX | AIX | ASE | BIST | BM | BSE | CSE (B) | CSE (M) | DFM | DSE | EGX | IDX | IFB | ISX | KASE | PEX | PSX | QSE | RSE | Tadawul | TSE |
|-------------------------|-----|-----|-----|------|----|-----|---------|---------|-----|-----|-----|-----|-----|-----|------|-----|-----|-----|-----|---------|-----|
| Shares                  | ●   | ●   | ●   | ●    | ●  | ●   | ●       | ●       | ●   | ●   | ●   | ●   | ●   | ●   | ●    | ●   | ●   | ●   | ●   | ●       | ●   |
| Securitized Derivatives |     |     |     | ●    | ●  |     |         |         |     |     |     | ●   | ●   |     |      |     |     |     |     | ●       |     |
| ETFs                    | ●   | ●   |     | ●    | ●  |     |         |         | ●   |     | ●   | ●   | ●   |     | ●    |     | ●   | ●   |     | ●       | ●   |
| Investment Funds        |     |     |     | ●    | ●  |     | ●       |         | ●   | ●   | ●   | ●   | ●   |     | ●    |     | ●   |     |     | ●       | ●   |

Benchmark indices of the OIC Stock Exchanges in USD weighted by market capitalization had a 6% annual increase in 2024. The rate of change was 7.5% for the MSCI Emerging Markets Index, 18.7% for the MSCI World Index, and 17.5% for the MSCI All Country World Index.



### Number of Listed Companies

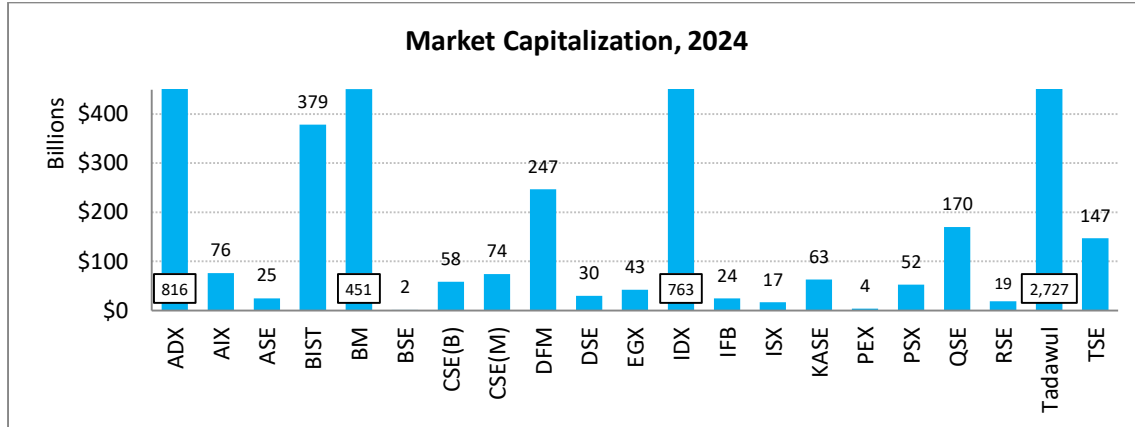
There were 5,893 companies listed at the OIC Stock Exchanges at the end of 2024 with a 5% annual increase. Top 5 Members had 59% of the total number of listed companies.



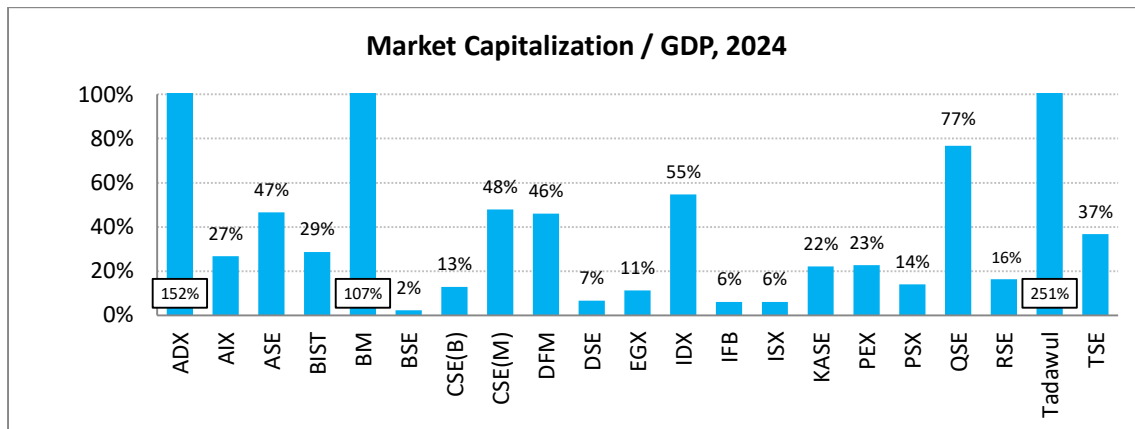


## Market Capitalization

OIC Stock Exchanges have represented \$6.36 trillion of the world equities markets at the end of 2024—which is 5.1% of WFE Members' market capitalization—with a 23% annual decrease in the market capitalization, while that of the WFE Members was \$125.71 trillion with a 27% annual increase. Top 5 Members accounted for 81% of the total market capitalization.

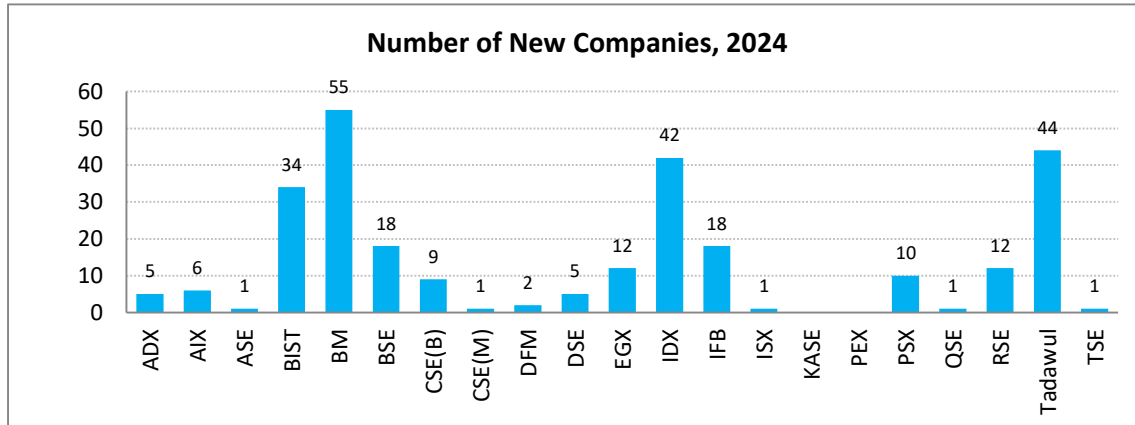


The ratio of the total market capitalizations to the total GDP values was 103% for the end of 2024.



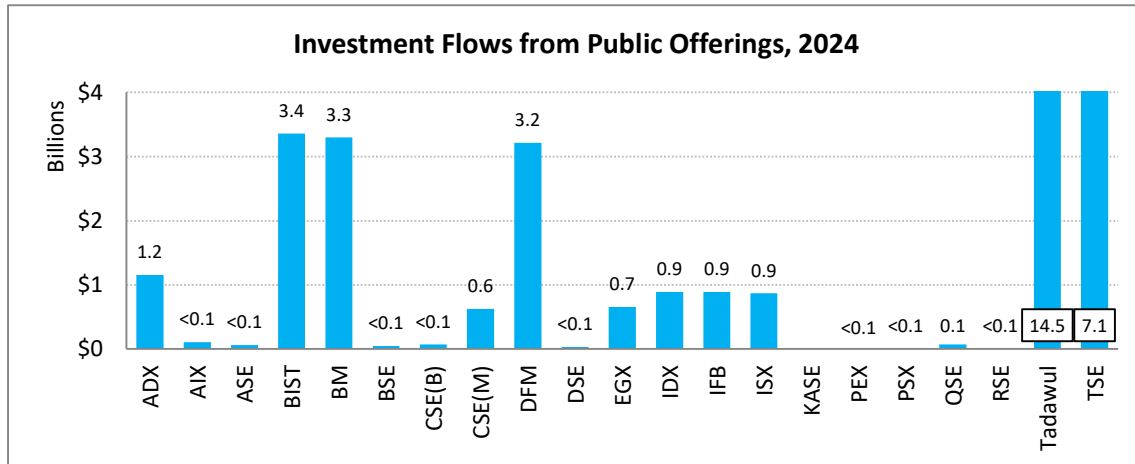
## Number of New Companies

There have been 277 IPOs and other offerings in 2024 with a 10% annual decrease in all offerings.



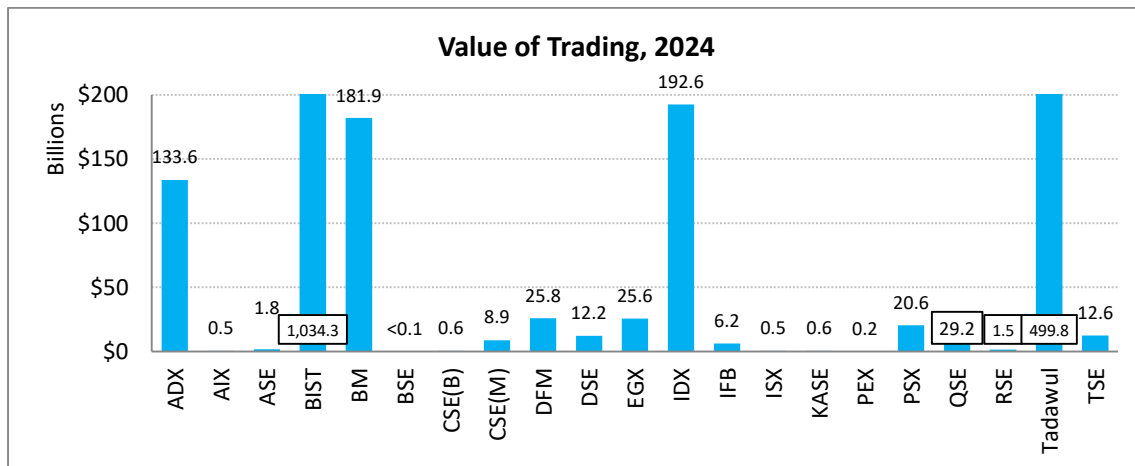
## Funds Raised from Public Offerings

Funds raised from public offerings were \$36.9 billion in 2024 with an 53% annual decrease.



## Value of Trading

OIC Stock Exchanges had \$2.22 trillion of traded value for equities in 2024—which is 1.5% of the WFE Members' value—with a 17% annual decrease, while that of the WFE Members was \$148.8 trillion with a 2% annual increase. Top 5 Members accounted for 92% of the traded value.



## Securitized Derivatives

5 out of 26 OIC Stock Exchanges had 12,317 securitized derivatives available for trading at the end of 2024 with a 109% annual increase, whose trading value was \$17.4 billion with a 8% annual increase.

## Exchange Traded Funds (ETFs)

15 out of 26 OIC Stock Exchanges had 267 ETF products at the end of 2024 with a 15% annual increase, whose trading value was \$44.6 billion with an 87% annual decrease.

## Investment Funds

4 out of 26 OIC Stock Exchanges had 38 investment funds available for trading in 2024 with a 59% annual decrease, whose trading value was \$2.5 billion of trading value with a 97% annual decrease.

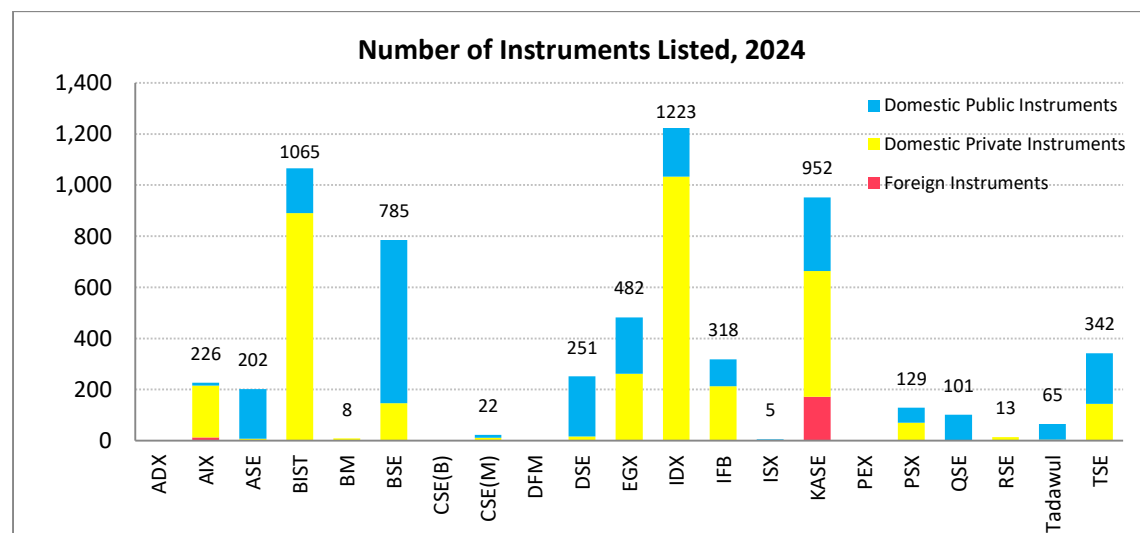
## DEBT INSTRUMENTS

The outstanding value of 6,289 debt instruments listed at the OIC Stock Exchanges was \$885.0 billion with a 22% annual decrease in 2024. The value of trading was \$1.31 trillion with a 69% annual decrease.

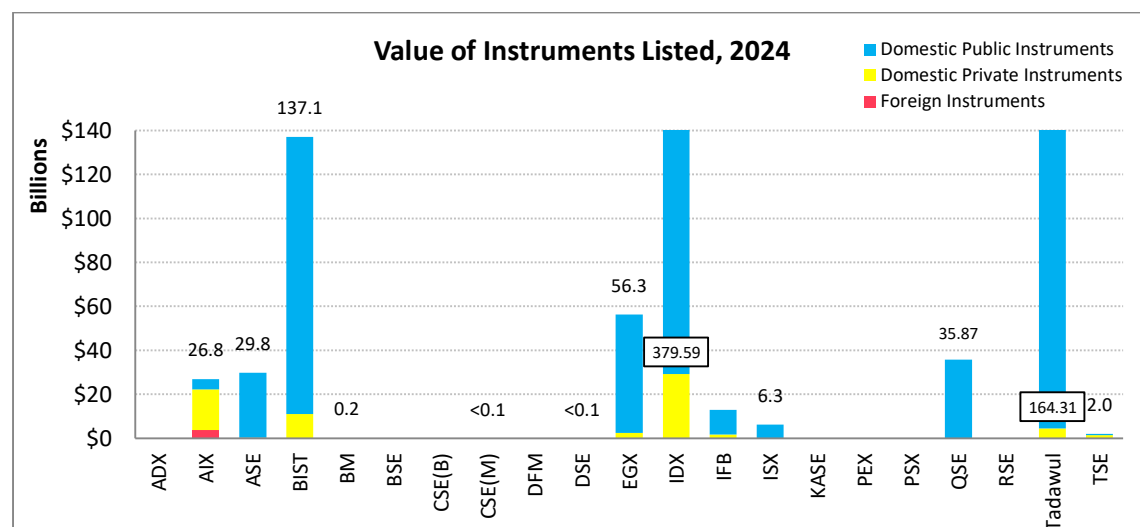
The below table plots the range of debt instruments available for trading at the OIC Stock Exchanges:

|                  | ADX | AIX | ASE | BIST | BM | BSE | CSE(B) | CSE (M) | DFM | DSE | EGX | IDX | IFB | ISX | KASE | PEX | PSX | QSE | RSE | Tadawul | TSE |
|------------------|-----|-----|-----|------|----|-----|--------|---------|-----|-----|-----|-----|-----|-----|------|-----|-----|-----|-----|---------|-----|
| Domestic Public  | •   | •   | •   | •    |    | •   | •      | •       | •   | •   | •   | •   | •   | •   | •    |     | •   | •   |     | •       | •   |
| Domestic Private | •   | •   | •   | •    | •  | •   | •      | •       | •   | •   | •   | •   | •   |     | •    |     | •   |     | •   | •       |     |
| Foreign          |     |     |     |      |    | •   |        |         |     |     |     |     |     |     | •    |     |     |     |     |         |     |
| REPO             |     |     |     | •    |    | •   |        |         |     |     |     |     |     |     | •    |     |     |     |     |         |     |

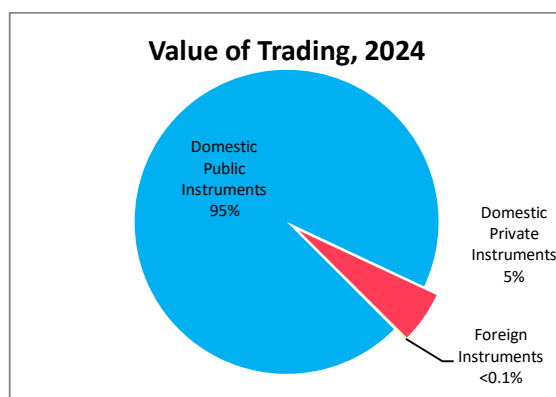
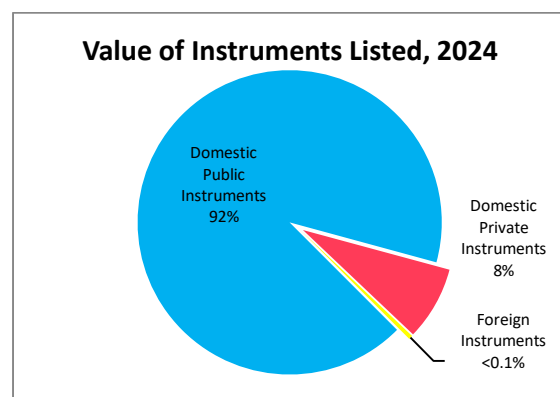
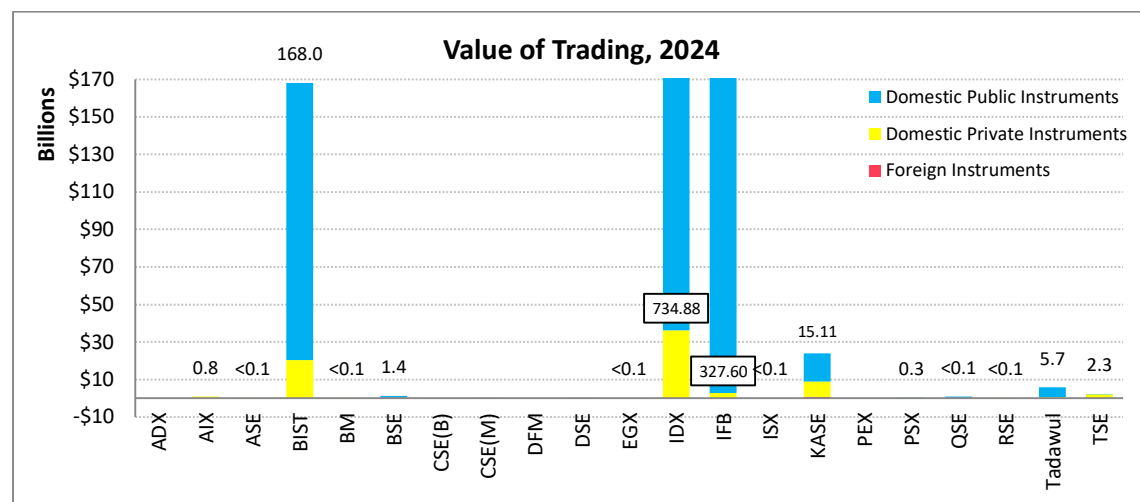
The total number of debt instruments available for trading at the OIC Exchanges are displayed below:



The total outstanding values of the debt instruments and its graphic breakdown are displayed below:



The total value of trading for the debt instruments and its graphic breakdown are displayed below:



### Domestic Public Instruments

The value of 2,594 domestic public debt instruments was over \$1 trillion at the end of 2024 with a 22% annual decrease. The value of trading was \$1.23 trillion with a 70% annual decrease.

### Domestic Private Instruments

The value of 3,512 domestic private debt instruments was \$69.4 billion at the end of 2024 with a 20% annual decrease. The value of trading was \$71.4 billion with a 32% annual decrease.

### Foreign Instruments

Astana International Exchange, Baku Stock Exchange and Kazakhstan Stock Exchange had 183 foreign debt instruments at the end of 2024, valued \$3.8 billion with an 8% annual decrease. The value of trading was \$682.8 million with a 40% annual decrease.

### REPO Market

The total REPO trading value at Borsa İstanbul and Republican Stock Exchange Tashkent was \$4.83 trillion with a 305% annual increase in 2024.

## DERIVATIVES

Borsa İstanbul, Bursa Malaysia, Indonesia Stock Exchange, Iran Fara Bourse, Pakistan Stock Exchange and Tehran Stock Exchange had a total of 5.1 billion derivatives contracts traded in 2024 with a 31% annual decrease. The types of listed contracts at these exchanges are plotted below:

|                       | ADX | AIX | ASE | BIST | BM | BSE | CSE(B) | CSE (M) | DFM | DSE | EGX | IDX | IFB | ISX | KASE | PEX | PSX | QSE | RSE | Tadawul | TSE |
|-----------------------|-----|-----|-----|------|----|-----|--------|---------|-----|-----|-----|-----|-----|-----|------|-----|-----|-----|-----|---------|-----|
| Stock Futures         | •   |     |     | •    | •  |     |        |         | •   |     |     | •   |     |     | •    |     | •   |     |     |         | •   |
| Stock Index Futures   | •   |     |     | •    | •  |     |        |         |     |     |     | •   |     |     |      |     |     |     |     |         |     |
| ETF Futures           |     |     |     |      |    |     |        |         |     |     |     |     | •   |     |      |     | •   |     |     |         | •   |
| Interest Rate Futures |     |     |     | •    | •  |     |        |         |     |     |     |     |     |     |      |     |     |     |     |         |     |
| Currency Futures      |     |     |     | •    | •  |     |        |         |     |     |     |     |     |     | •    |     |     |     |     |         |     |
| Commodity Futures     |     |     |     | •    | •  |     |        |         |     |     |     |     |     |     |      |     |     |     |     |         |     |
| Stock Options         |     |     |     | •    |    |     |        |         |     |     |     |     | •   |     |      |     |     |     |     |         | •   |
| Stock Index Options   |     |     |     | •    | •  |     |        |         |     |     |     |     |     |     |      |     |     |     |     |         |     |
| ETF Options           |     |     |     |      |    |     |        |         |     |     |     |     | •   |     |      |     |     |     |     |         | •   |
| Interest Rate Options |     |     |     |      |    |     |        |         |     |     |     |     |     |     |      |     |     |     |     |         |     |
| Currency Options      |     |     |     | •    |    |     |        |         |     |     |     |     |     |     |      |     |     |     |     |         |     |
| Commodity Options     |     |     |     |      | •  |     |        |         |     |     |     |     |     |     |      |     |     |     |     |         |     |

### Stock Futures

The trading volume of stock futures traded at Borsa İstanbul, Indonesia Stock Exchange, Pakistan Stock Exchange, and Tehran Stock Exchange was 1.9 billion contracts in 2024, reflecting a 3% annual decrease.

### Stock Index Futures

The trading volume of stock index futures traded at Borsa İstanbul, Bursa Malaysia and Indonesia Stock Exchange was 61.7 million contracts in 2024, reflecting a 3% annual decrease.

### ETF Futures

The trading volume of ETF futures traded at Iran Fara Bourse and Tehran Stock Exchange was 12,609 contracts in 2024.

### Interest Rate Futures

Borsa İstanbul has interest rate futures contracts available for trading, with a trading volume of 101 contracts in 2024 and a 339% annual increase.

### Currency Futures

The trading volume of currency futures traded at Borsa İstanbul and Bursa Malaysia was 52.7 million contracts in 2024, reflecting a 13% annual decrease.

### Commodity Futures

The trading volume of commodity futures traded at Borsa İstanbul and Bursa Malaysia was 117.3 million contracts in 2024, reflecting a 20% annual increase.

## Stock Options

The trading volume of stock options traded at Borsa İstanbul, Iran Fara Bourse and Tehran Stock was 2.8 billion contracts in 2024 with an 47% annual decrease.

## Stock Index Options

The trading volume of stock index options traded at Borsa İstanbul and Bursa Malaysia was 338,382 contracts in 2024 with a 78% annual increase.

## EFT Options

The trading volume of ETF options traded at Iran Fara Bourse and Tehran Stock Exchange was 226.2 million contracts in 2024.

## Currency Options

Borsa İstanbul has currency options available for trading, with a trading volume of 2.2 million contracts in 2024 and a 245% annual increase.

## Commodity Options

Bursa Malaysia has commodity options available for trading, with a trading volume of 41,816 contracts in 2024 and a 71% annual increase.

## OTHER PRODUCTS

Borsa İstanbul has spot commodities available for trading; trading value of gold was \$23 billion, trading value of silver was \$701 million, and trading value of platinum and palladium was \$242 million in 2024. Indonesia Stock Exchange has structured warrant, with a trading value of \$42.7 million, and rights, with a trading volume of \$2.7 million. Qatar Stock Exchange has securities traded on Venture Market, with a trading value of \$98.1 million. Tehran Stock Exchange has embedded put options, with a trading value of \$4.3 million in 2024.

## SHARIA-COMPLIANT SECURITIES

Amidst a complex and ever-changing global economy, the Islamic financial industry has demonstrated remarkable resilience and growth. According to the Islamic Financial Services Board's (IFSB) Islamic Financial Services Industry (IFSI) Stability Report, IFSI assets grew by a substantial 14.9% in 2024, reaching a total value of approximately USD 3.88 trillion.

Islamic banking played a pivotal role in this expansion, growing by 17.05% to reach USD 2.77 trillion by the end of 2024. Islamic banking remains the dominant segment of the IFSI, accounting for over 70% of its total assets in 2024.

Islamic capital markets, comprising sukuk and Islamic funds, experienced significant growth in 2024, largely fueled by the ongoing expansion of the sukuk market. New sukuk issuances grew by 25.6%, reaching USD 230.4 billion, while total outstanding sukuk exceeded USD 900 billion. The sukuk market saw increased corporate issuer participation, with corporate sukuk issuance rising by 21.2% to USD 87.7 billion, highlighting growing private sector engagement and reinforcing sukuk as a viable alternative to conventional debt. The global Islamic funds industry demonstrated moderate growth compared to the previous year, with total assets under management (AUM) rising by 9.2% to USD

193.6 billion. In terms of asset allocation, equity funds accounted for the largest share of Islamic funds, comprising 37.5% of total AUM, followed by commodity funds at 22.8% and money market instruments at 21.1%.

In terms of Sharia-compliant securities available for trading, based on the responses from 5 OIC Stock Exchanges, there are 636 sukuk products (a 12% annual increase) with the outstanding value of \$108.5 billion (an 8% annual decrease) and trading value of \$67.2 billion (a 25% annual decrease) in 2024. The number of Sharia-compliant shares are 2,196 in 2024 with a 5% annual increase. There are also 74 Sharia-compliant funds including ETFs and REITs with a 8% annual decrease.

## ANNEX I: Members<sup>6</sup>

### Stock Exchanges

| Member State         | Name                                   | Acronym |
|----------------------|--|---------|
| Albania              | Tirana Stock Exchange                  | TSE(A)  |
| Algeria              | Algiers Stock Exchange                 | SGBV    |
| Azerbaijan           | Baku Stock Exchange                    | BSE(A)  |
| Bahrain              | Bahrain Stock Exchange                 | BHB     |
| Bangladesh           | Chittagong Stock Exchange              | CSE(B)  |
| Bangladesh           | Dhaka Stock Exchange Limited           | DSE(B)  |
| Egypt                | The Egyptian Exchange                  | EGX     |
| Guyana               | Guyana Stock Exchange                  | GSE     |
| Indonesia            | Indonesia Stock Exchange               | IDX     |
| Iran                 | Iran Fara Bourse                       | IFB     |
| Iran                 | Tehran Stock Exchange                  | TSE     |
| Iraq                 | Iraq Stock Exchange                    | ISX     |
| Jordan               | Amman Stock Exchange                   | ASE(J)  |
| Kazakhstan           | Astana International Exchange          | AIX     |
| Kazakhstan           | Kazakhstan Stock Exchange              | KASE    |
| Kuwait               | Boursa Kuwait                          | KWSE    |
| Kyrgyzstan           | Kyrgyz Stock Exchange                  | KSE(K)  |
| Lebanon              | Beirut Stock Exchange                  | BSE(L)  |
| Libya                | Libyan Stock Market                    | LSM     |
| Malaysia             | Bursa Malaysia                         | BM*     |
| Maldives             | Maldives Stock Exchange                | MSE     |
| Morocco              | Casablanca Stock Exchange              | CSE(M)  |
| Mozambique           | Bolsa de Valores de Moçambique         | BVM     |
| Nigeria              | Nigerian Stock Exchange                | NSE     |
| Oman                 | Muscat Securities Market               | MSM     |
| Pakistan             | Pakistan Stock Exchange                | PSX     |
| Palestine            | Palestine Securities Exchange          | PEX     |
| Qatar                | Qatar Stock Exchange                   | QSE     |
| Saudi Arabia         | Saudi Stock Exchange                   | Tadawul |
| Somalia              | Somali Stock Exchange                  | SSE     |
| Sudan                | Khartoum Stock Exchange                | KSE(S)  |
| Syria                | Damascus Securities Exchange           | DSE(S)  |
| Tajikistan           | Central Asian Stock Exchange           | CASE    |
| Tunisia              | Bourse des Valeurs Mobilières de Tunis | BVMT    |
| Türkiye              | Borsa İstanbul                         | BIST*   |
| Turkmenistan         | Ashgabat Stock Exchange                | ASE(T)  |
| Uganda               | Uganda Stock Exchange                  | USE     |
| United Arab Emirates | Abu Dhabi Securities Exchange          | ADX     |
| United Arab Emirates | Dubai Financial Market                 | DFM     |
| United Arab Emirates | Nasdaq Dubai                           | ND*     |
| Uzbekistan           | Republican Stock Exchange Tashkent     | RSE     |

<sup>6</sup> Afghanistan, Brunei Darussalam, Comoros, Djibouti, Guinea, Gambia, Mauritania, Chad, and Yemen do not have any active exchanges or CSDs.

\* Unofficial acronyms that are generated to represent Members without an official acronym



### Commodities & Derivatives Exchanges

| Member State         | Name   | Acronym |
|----------------------|--|---------|
| Ethiopia             | Ethiopia Commodity Exchange                    | ECE*    |
| Indonesia            | Indonesia Commodity & Derivatives Exchange     | ICDX    |
| Indonesia            | Jakarta Futures Exchange                       | BBJ     |
| Iran                 | Iran Energy Exchange                           | IRENEX  |
| Iran                 | Iran Mercantile Exchange                       | IME     |
| Kazakhstan           | Eurasian Trading System Commodity Exchange     | ETS     |
| Nigeria              | Abuja Securities and Commodity Exchange        | ASCE    |
| Nigeria              | AFEX Commodities Exchange                      | AFEX    |
| Nigeria              | Nigeria Commodity Exchange                     | NCX     |
| Pakistan             | Pakistan Mercantile Exchange                   | PMEX    |
| Tanzania             | Tanzania Mercantile Exchange                   | TMX     |
| Türkiye              | Turkish Mercantile Exchange                    | TURIB   |
| Turkmenistan         | The State Commodity and Raw Materials Exchange | SCRMET  |
| United Arab Emirates | Dubai Gold and Commodities Exchange            | DGCX    |
| United Arab Emirates | Dubai Mercantile Exchange                      | DME     |
| Uzbekistan           | Uzbek Commodity Exchange                       | UZEX    |
| Zimbabwe             | Zimbabwe Mercantile Exchange                   | ZME*    |

### Regional Exchanges

| Member State  | Name   | Acronym |
|---|--|---------|
| Benin, Burkina Faso, Cote d'Ivoire, Guinea-Bissau, Mali, Niger, Senegal, Togo                 | Bourse Régionale des Valeurs Mobilières          | BRVM    |
| Cameroon, Central African Republic, Republic of the Congo, Gabon, Equatorial Guinea, and Chad | Bourse des Valeurs Mobilières d'Afrique Centrale | BVMAC   |

### Central Securities Depositories & Central Counterparties

| Member State | Name   | Acronym |
|--------------|--|---------|
| Albania      | Albanian Securities Register                             | ALREG   |
| Algeria      | Algérie Clearing   | AC*     |
| Azerbaijan   | National Depository Center of the Republic of Azerbaijan | NDC     |
| Bangladesh   | Central Depository Bangladesh Limited                    | CDBL    |
| Egypt        | Misr for Central Clearing, Depository and Registry       | MCDR    |
| Indonesia    | Indonesian Central Securities Depository                 | KSEI    |
| Iran         | Central Securities Depository of Iran                    | CSDI    |
| Jordan       | Securities Depository Center of Jordan                   | SDC     |
| Kazakhstan   | Kazakhstan Central Securities Depository                 | KACD    |
| Kuwait       | Kuwait Clearing Company                                  | KCC     |
| Kyrgyzstan   | Central Depository of Kyrgyz Republic                    | CDK*    |
| Lebanon      | Midclear   | MC(L)*  |
| Maldives     | Maldives Securities Depository                           | MSD     |
| Morocco      | Maroclear  | MC(M)*  |
| Nigeria      | Central Securities Clearing System                       | CSCS    |
| Oman         | Muscat Clearing & Depository Company                     | MCD     |
| Pakistan     | Central Depository Company of Pakistan                   | CDC     |
| Qatar        | Qatar Central Securities Depository                      | QCSD    |
| Tajikistan   | Central Depository of Tajikistan                         | CDT*    |
| Tunisia      | Tunisie Clearing   | TC      |
| Türkiye      | MKK - Central Depository of Türkiye                      | MKK     |
| Uzbekistan   | Uzbekistan Central Securities Depository                 | UCSD*   |

## **ANNEX II: Survey Responses**

| General Information         | Topics                       | Questions                    | Answers                       |                    |
|-----------------------------|------------------------------|------------------------------|-------------------------------|--------------------|
|                             | Member Exchange              | Name of the Exchange         | Astana International Exchange |                    |
|                             |                              | Acronym of the Exchange      | AIX                           |                    |
|                             |                              | Exchange Website Address     | www.aix.kz                    |                    |
|                             |                              | Exchange E-mail Address      | pr@aix.kz                     |                    |
|                             | Indicators and Operations    |                              | 2023                          | 2024               |
|                             |                              | Value of Benchmark Index     | 1,217                         | 1,532              |
|                             |                              | Number of Trading Days       | 246                           | 249                |
|                             |                              | Local Currency / USD Rate    | 1.0000                        | 1.0000             |
|                             |                              |                              |                               |                    |
|                             |                              |                              |                               |                    |
| Equities                    | Products                     | Questions                    | 2023                          | 2024               |
|                             | Shares                       | Number of Companies          | 17                            | 19                 |
|                             |                              | Market Capitalization        | USD 64,363,202,269            | USD 76,212,526,259 |
|                             |                              | Number of New Companies      | 7                             | 6                  |
|                             |                              | Investment Flows             | USD 8,538,690                 | USD 106,131,860    |
|                             |                              | Value of Trading             | USD 129,622,892               | USD 495,064,044    |
|                             | Securitized Derivatives      | Number of Instruments        |                               |                    |
|                             |                              | Value of Trading             |                               |                    |
|                             | ETFs                         | Number of Instruments        |                               | 4                  |
|                             |                              | Value of Trading             |                               |                    |
|                             | Investment Funds             | Number of Instruments        |                               |                    |
|                             |                              | Value of Trading             |                               |                    |
| Debt Securities             | Products                     | Questions                    | 2023                          | 2024               |
|                             | Domestic Public Instruments  | Number of Instruments        | 9                             | 10                 |
|                             |                              | Value of Instruments         | USD 2,661,601,025             | USD 4,629,773,271  |
|                             |                              | Value of Trading             | USD -                         | USD -              |
|                             | Domestic Private Instruments | Number of Instruments        | 108                           | 204                |
|                             |                              | Value of Instruments         | USD 18,795,630,195            | USD 18,442,346,705 |
|                             |                              | Value of Trading             | USD 372,949,442               | USD 791,614,218    |
|                             | Foreign Instruments          | Number of Instruments        | 9                             | 12                 |
|                             |                              | Value of Instruments         | USD 4,095,381,576             | USD 3,763,710,660  |
|                             |                              | Value of Trading             | USD 79,526,435                | USD 27,340,609     |
|                             | REPO                         | Value of Trading             |                               |                    |
| Derivatives                 | Products                     | Questions                    | 2023                          | 2024               |
|                             | Stock Futures                | Number of Contracts Traded   |                               |                    |
|                             | Stock Index Futures          | Number of Contracts Traded   |                               |                    |
|                             | ETF Futures                  | Number of Contracts Traded   |                               |                    |
|                             | Interest Rate Futures        | Number of Contracts Traded   |                               |                    |
|                             | Currency Futures             | Number of Contracts Traded   |                               |                    |
|                             | Commodity Futures            | Number of Contracts Traded   |                               |                    |
|                             | Stock Options                | Number of Contracts Traded   |                               |                    |
|                             | Stock Index Options          | Number of Contracts Traded   |                               |                    |
|                             | ETF Options                  | Number of Contracts Traded   |                               |                    |
|                             | Interest Rate Options        | Number of Contracts Traded   |                               |                    |
|                             | Currency Options             | Number of Contracts Traded   |                               |                    |
|                             | Commodity Options            | Number of Contracts Traded   |                               |                    |
| Other Products              | Products                     | Questions                    | 2023                          | 2024               |
|                             |                              | Value of Trading             |                               |                    |
|                             |                              | Value of Trading             |                               |                    |
|                             |                              | Value of Trading             |                               |                    |
| Sharia-compliant Securities | Products                     | Questions                    | 2023                          | 2024               |
|                             | Sukuk                        | Number of Instruments        | 4                             | 3                  |
|                             |                              | Value of Instruments         | USD 5,219,009,741             | USD 3,509,549,639  |
|                             |                              | Value of Trading             | USD -                         | USD -              |
|                             | Sharia-compliant Shares      | Number of Companies          |                               |                    |
|                             | Sharia-compliant Funds       | Number of Instruments        | 1                             | 1                  |
|                             |                              | Number of Instruments Listed |                               |                    |
|                             |                              |                              |                               |                    |

(1)

(2)

| General Information         | Topics                       | Questions                    | Answers              |                    |      |
|-----------------------------|------------------------------|------------------------------|----------------------|--------------------|------|
|                             | Member Exchange              | Name of the Exchange         | Amman Stock Exchange |                    |      |
|                             |                              | Acronym of the Exchange      | ASE                  |                    |      |
|                             |                              | Exchange Website Address     | www.exchange.jo      |                    |      |
|                             |                              | Exchange E-mail Address      | info@ase.com.jo      |                    |      |
|                             | Indicators and Operations    |                              | 2023                 | 2024               |      |
|                             |                              | Value of Benchmark Index     | 2,431                | 2,489              |      |
|                             |                              | Number of Trading Days       | 249                  | 247                |      |
|                             |                              | Local Currency / USD Rate    | 0.7090               | 0.7090             |      |
|                             | Equities                     | Products                     | Questions            | 2023               | 2024 |
|                             | Shares                       |                              | Number of Companies  | 167                | 162  |
| Market Capitalization       |                              |                              | USD 23,891,624,872   | USD 24,902,526,972 |      |
| Number of New Companies     |                              |                              | 2                    | 1                  |      |
| Investment Flows            |                              |                              | USD 2,115,656        | USD 59,658,145     |      |
| Value of Trading            |                              |                              | USD 2,131,942,245    | USD 1,785,717,879  |      |
| Securitized Derivatives     |                              | Number of Instruments        |                      |                    |      |
|                             |                              | Value of Trading             |                      |                    |      |
| ETFs                        |                              | Number of Instruments        |                      |                    |      |
|                             |                              | Value of Trading             |                      |                    |      |
| Investment Funds            |                              | Number of Instruments        |                      |                    |      |
|                             | Value of Trading             |                              |                      |                    |      |
| Debt Securities             | Products                     | Questions                    | 2023                 | 2024               |      |
| Domestic Public Instruments |                              | Number of Instruments        | 190                  | 195                |      |
|                             |                              | Value of Instruments         | USD 25,215,796,897   | USD 29,411,847,673 |      |
|                             |                              | Value of Trading             | USD -                | USD -              |      |
|                             | Domestic Private Instruments | Number of Instruments        | 5                    | 7                  |      |
|                             |                              | Value of Instruments         | USD 210,352,609      | USD 410,352,609    |      |
|                             |                              | Value of Trading             | USD 715,121          | USD 2,334,615      |      |
|                             | Foreign Instruments          | Number of Instruments        |                      |                    |      |
|                             |                              | Value of Instruments         |                      |                    |      |
|                             | REPO                         | Value of Trading             |                      |                    |      |
|                             |                              | Value of Trading             |                      |                    |      |
| Derivatives                 | Products                     | Questions                    | 2023                 | 2024               |      |
| Stock Futures               |                              | Number of Contracts Traded   |                      |                    |      |
|                             |                              | Number of Contracts Traded   |                      |                    |      |
|                             |                              | Number of Contracts Traded   |                      |                    |      |
|                             |                              | Number of Contracts Traded   |                      |                    |      |
|                             |                              | Number of Contracts Traded   |                      |                    |      |
|                             |                              | Number of Contracts Traded   |                      |                    |      |
|                             |                              | Number of Contracts Traded   |                      |                    |      |
|                             |                              | Number of Contracts Traded   |                      |                    |      |
|                             |                              | Number of Contracts Traded   |                      |                    |      |
|                             |                              | Number of Contracts Traded   |                      |                    |      |
|                             |                              | Number of Contracts Traded   |                      |                    |      |
|                             |                              | Number of Contracts Traded   |                      |                    |      |
| Other Products              | Products                     | Questions                    | 2023                 | 2024               |      |
|                             |                              | Value of Trading             |                      |                    |      |
|                             |                              | Value of Trading             |                      |                    |      |
|                             |                              | Value of Trading             |                      |                    |      |
| Sharia-compliant Securities | Products                     | Questions                    | 2023                 | 2024               |      |
| Sukuk                       |                              | Number of Instruments        |                      |                    |      |
|                             |                              | Value of Instruments         |                      |                    |      |
|                             |                              | Value of Trading             |                      |                    |      |
| Sharia-compliant Shares     |                              | Number of Companies          |                      |                    |      |
|                             |                              | Number of Instruments        |                      |                    |      |
|                             |                              | Number of Instruments Listed |                      |                    |      |

| General Information         | Topics                       | Questions                    | Answers                         |                       |
|-----------------------------|------------------------------|------------------------------|---------------------------------|-----------------------|
|                             | Member Exchange              | Name of the Exchange         | Borsa Istanbul                  |                       |
|                             |                              | Acronym of the Exchange      | BIST                            |                       |
|                             |                              | Exchange Website Address     | www.borsaistanbul.com           |                       |
|                             |                              | Exchange E-mail Address      | international@borsaistanbul.com |                       |
|                             | Indicators and Operations    |                              | 2023                            | 2024                  |
|                             |                              | Value of Benchmark Index     | 7,470                           | 9,831                 |
|                             |                              | Number of Trading Days       | 248                             | 250                   |
|                             |                              | Local Currency / USD Rate    | 29.4382                         | 35.2803               |
|                             |                              |                              |                                 |                       |
| Equities                    | Products                     | Questions                    | 2023                            | 2024                  |
|                             | Shares                       | Number of Companies          | 518                             | 552                   |
|                             |                              | Market Capitalization        | USD 339,653,754,306             | USD 378,848,861,263   |
|                             |                              | Number of New Companies      | 54                              | 34                    |
|                             |                              | Investment Flows             | USD 3,666,572,587               | USD 3,359,952,881     |
|                             |                              | Value of Trading             | USD 1,334,071,445,101           | USD 1,034,292,585,421 |
|                             | Securitized Derivatives      | Number of Instruments        | 4,460                           | 10,301                |
|                             |                              | Value of Trading             | USD 11,203,826,609              | USD 10,262,986,423    |
|                             | ETFs                         | Number of Instruments        | 21                              | 23                    |
|                             |                              | Value of Trading             | USD 7,213,445,876               | USD 5,717,955,521     |
|                             | Investment Funds             | Number of Instruments        | 9                               | 9                     |
|                             |                              | Value of Trading             | USD 1,235,483,115               | USD 1,015,064,557     |
| Debt Securities             | Products                     | Questions                    | 2023                            | 2024                  |
|                             | Domestic Public Instruments  | Number of Instruments        | 161                             | 174                   |
|                             |                              | Value of Instruments         | USD 94,257,623,428              | USD 125,995,939,660   |
|                             |                              | Value of Trading             | USD 74,191,410,392              | USD 147,615,335,379   |
|                             | Domestic Private Instruments | Number of Instruments        | 891                             | 891                   |
|                             |                              | Value of Instruments         | USD 8,635,695,117               | USD 11,064,823,145    |
|                             |                              | Value of Trading             | USD 25,908,623,560              | USD 20,358,037,651    |
|                             | Foreign Instruments          | Number of Instruments        |                                 |                       |
|                             |                              | Value of Instruments         |                                 |                       |
|                             |                              | Value of Trading             |                                 |                       |
|                             | REPO                         | Value of Trading             | USD 1,191,288,201,957           | USD 4,827,643,118,127 |
| Derivatives                 | Products                     | Questions                    | 2023                            | 2024                  |
|                             | Stock Futures                | Number of Contracts Traded   | 1,878,377,871                   | 1,790,257,444         |
|                             | Stock Index Futures          | Number of Contracts Traded   | 60,849,311                      | 58,059,008            |
|                             | ETF Futures                  | Number of Contracts Traded   |                                 |                       |
|                             | Interest Rate Futures        | Number of Contracts Traded   | 23                              | 101                   |
|                             | Currency Futures             | Number of Contracts Traded   | 60,579,965                      | 52,684,440            |
|                             | Commodity Futures            | Number of Contracts Traded   | 83,130,821                      | 98,285,171            |
|                             | Stock Options                | Number of Contracts Traded   | 9,786,375                       | 11,199,280            |
|                             | Stock Index Options          | Number of Contracts Traded   | 179,904                         | 321,930               |
|                             | ETF Options                  | Number of Contracts Traded   |                                 |                       |
|                             | Interest Rate Options        | Number of Contracts Traded   |                                 |                       |
|                             | Currency Options             | Number of Contracts Traded   | 647,129                         | 2,235,514             |
|                             | Commodity Options            | Number of Contracts Traded   |                                 |                       |
| Other Products              | Products                     | Questions                    | 2023                            | 2024                  |
|                             | Gold                         | Value of Trading             | USD 39,017,104,860              | USD 23,115,671,685    |
|                             | Silver                       | Value of Trading             | USD 1,108,206,726               | USD 701,980,029       |
|                             | Platinum and Palladium       | Value of Trading             | USD 818,886                     | USD 242,837           |
| Sharia-compliant Securities | Products                     | Questions                    | 2023                            | 2024                  |
|                             | Sukuk                        | Number of Instruments        | 177                             | 189                   |
|                             |                              | Value of Instruments         | USD 19,445,342,859              | USD 23,160,083,641    |
|                             |                              | Value of Trading             | USD 8,023,783,948               | USD 8,303,591,119     |
|                             | Sharia-compliant Shares      | Number of Companies          | 230                             | 233                   |
|                             | Sharia-compliant Funds       | Number of Instruments        | 5                               | 7                     |
|                             |                              | Number of Instruments Listed |                                 |                       |

| General Information         | Topics                       | Questions                    | Answers                   |                     |
|-----------------------------|------------------------------|------------------------------|---------------------------|---------------------|
|                             | Member Exchange              | Name of the Exchange         | Bursa Malaysia            |                     |
|                             |                              | Acronym of the Exchange      | BM                        |                     |
|                             |                              | Exchange Website Address     | www.bursamalaysia.com     |                     |
|                             |                              | Exchange E-mail Address      | bursa2u@bursamalaysia.com |                     |
|                             | Indicators and Operations    |                              | 2023                      | 2024                |
|                             |                              | Value of Benchmark Index     | 1,375                     | 1,642               |
|                             |                              | Number of Trading Days       | 244                       | 247                 |
|                             |                              | Local Currency / USD Rate    | 4.5995                    | 4.4600              |
| Equities                    | Products                     | Questions                    | 2023                      | 2024                |
|                             | Shares                       | Number of Companies          | 970                       | 1,037               |
|                             |                              | Market Capitalization        | USD 390,564,942,638       | USD 450,713,606,184 |
|                             |                              | Number of New Companies      | 32                        | 55                  |
|                             |                              | Investment Flows             | USD 2,047,185,847         | USD 3,296,840,105   |
|                             |                              | Value of Trading             | USD 121,621,948,646       | USD 181,948,322,556 |
|                             | Securitized Derivatives      | Number of Instruments        | 977                       | 1,100               |
|                             |                              | Value of Trading             | USD 2,968,197,951         | USD 6,793,305,084   |
|                             | ETFs                         | Number of Instruments        | 16                        | 17                  |
|                             |                              | Value of Trading             | USD 35,181,403            | USD 51,059,470      |
|                             | Investment Funds             | Number of Instruments        | 21                        | 22                  |
|                             |                              | Value of Trading             | USD 697,689,341           | USD 1,478,210,003   |
| Debt Securities             | Products                     | Questions                    | 2023                      | 2024                |
|                             | Domestic Public Instruments  | Number of Instruments        |                           |                     |
|                             |                              | Value of Instruments         |                           |                     |
|                             |                              | Value of Trading             |                           |                     |
|                             | Domestic Private Instruments | Number of Instruments        | 11                        | 8                   |
|                             |                              | Value of Instruments         | USD 395,836,433           | USD 248,155,286     |
|                             |                              | Value of Trading             | USD 72,446,304            | USD 80,582,522      |
|                             | Foreign Instruments          | Number of Instruments        |                           |                     |
|                             |                              | Value of Instruments         |                           |                     |
|                             |                              | Value of Trading             |                           |                     |
|                             | REPO                         | Value of Trading             |                           |                     |
| Derivatives                 | Products                     | Questions                    | 2023                      | 2024                |
|                             | Stock Futures                | Number of Contracts Traded   |                           |                     |
|                             | Stock Index Futures          | Number of Contracts Traded   | 2,914,329                 | 3,654,014           |
|                             | ETF Futures                  | Number of Contracts Traded   |                           |                     |
|                             | Interest Rate Futures        | Number of Contracts Traded   |                           |                     |
|                             | Currency Futures             | Number of Contracts Traded   | 48                        | 6,318               |
|                             | Commodity Futures            | Number of Contracts Traded   | 14,819,444                | 19,031,655          |
|                             | Stock Options                | Number of Contracts Traded   |                           |                     |
|                             | Stock Index Options          | Number of Contracts Traded   | 10,030                    | 16,452              |
|                             | ETF Options                  | Number of Contracts Traded   |                           |                     |
|                             | Interest Rate Options        | Number of Contracts Traded   |                           |                     |
|                             | Currency Options             | Number of Contracts Traded   |                           |                     |
|                             | Commodity Options            | Number of Contracts Traded   | 24,460                    | 41,816              |
| Other Products              | Products                     | Questions                    | 2023                      | 2024                |
|                             |                              | Value of Trading             |                           |                     |
|                             |                              | Value of Trading             |                           |                     |
|                             |                              | Value of Trading             |                           |                     |
| Sharia-compliant Securities | Products                     | Questions                    | 2023                      | 2024                |
|                             | Sukuk                        | Number of Instruments        | 2                         | 1                   |
|                             |                              | Value of Instruments         | USD 23,507,990            | USD 22,914,798      |
|                             |                              | Value of Trading             | USD 173,588               | USD 111,967         |
|                             | Sharia-compliant Shares      | Number of Companies          | 811                       | 822                 |
|                             | Sharia-compliant Funds       | Number of Instruments        | 11                        | 12                  |
|                             |                              | Number of Instruments Listed |                           |                     |

| General Information         | Topics                       | Questions                    | Answers               |                    |
|-----------------------------|------------------------------|------------------------------|-----------------------|--------------------|
|                             | Member Exchange              | Name of the Exchange         | The Egyptian Exchange |                    |
|                             |                              | Acronym of the Exchange      | EGX                   |                    |
|                             |                              | Exchange Website Address     | www.egx.com.eg        |                    |
|                             |                              | Exchange E-mail Address      | info@egx.com.eg       |                    |
|                             | Indicators and Operations    |                              | 2023                  | 2024               |
|                             |                              | Value of Benchmark Index     | 24,894                | 29,741             |
|                             |                              | Number of Trading Days       | 242                   | 242                |
|                             |                              | Local Currency / USD Rate    | 30.8931               | 50.8388            |
|                             |                              |                              |                       |                    |
|                             |                              |                              |                       |                    |
| Equities                    | Products                     | Questions                    | 2023                  | 2024               |
|                             | Shares                       | Number of Companies          | 241                   | 246                |
|                             |                              | Market Capitalization        | USD 55,666,034,049    | USD 42,739,085,234 |
|                             |                              | Number of New Companies      | 4                     | 12                 |
|                             |                              | Investment Flows             | USD 1,144,865,943     | USD 654,289,173    |
|                             |                              | Value of Trading             | USD 21,655,860,627    | USD 25,586,783,617 |
|                             | Securitized Derivatives      | Number of Instruments        |                       |                    |
|                             |                              | Value of Trading             |                       |                    |
|                             | ETFs                         | Number of Instruments        | 1                     | 1                  |
|                             |                              | Value of Trading             | USD 697,272           | USD 1,726,680      |
|                             | Investment Funds             | Number of Instruments        | 3                     | 3                  |
|                             |                              | Value of Trading             | USD 72,838            | USD 412,716        |
|                             |                              |                              |                       |                    |
| Debt Securities             | Products                     | Questions                    | 2023                  | 2024               |
|                             | Domestic Public Instruments  | Number of Instruments        | 249                   | 220                |
|                             |                              | Value of Instruments         | USD 162,174,012,042   | USD 53,952,216,622 |
|                             |                              | Value of Trading             |                       |                    |
|                             | Domestic Private Instruments | Number of Instruments        | 95                    | 262                |
|                             |                              | Value of Instruments         | USD 3,799,675,109     | USD 2,341,993,747  |
|                             |                              | Value of Trading             |                       | USD -              |
|                             | Foreign Instruments          | Number of Instruments        |                       |                    |
|                             |                              | Value of Instruments         |                       |                    |
|                             |                              | Value of Trading             |                       |                    |
|                             | REPO                         | Value of Trading             |                       |                    |
| Derivatives                 | Products                     | Questions                    | 2023                  | 2024               |
|                             | Stock Futures                | Number of Contracts Traded   |                       |                    |
|                             | Stock Index Futures          | Number of Contracts Traded   |                       |                    |
|                             | ETF Futures                  | Number of Contracts Traded   |                       |                    |
|                             | Interest Rate Futures        | Number of Contracts Traded   |                       |                    |
|                             | Currency Futures             | Number of Contracts Traded   |                       |                    |
|                             | Commodity Futures            | Number of Contracts Traded   |                       |                    |
|                             | Stock Options                | Number of Contracts Traded   |                       |                    |
|                             | Stock Index Options          | Number of Contracts Traded   |                       |                    |
|                             | ETF Options                  | Number of Contracts Traded   |                       |                    |
|                             | Interest Rate Options        | Number of Contracts Traded   |                       |                    |
|                             | Currency Options             | Number of Contracts Traded   |                       |                    |
|                             | Commodity Options            | Number of Contracts Traded   |                       |                    |
| Other Products              | Products                     | Questions                    | 2023                  | 2024               |
|                             |                              | Value of Trading             |                       |                    |
|                             |                              | Value of Trading             |                       |                    |
|                             |                              | Value of Trading             |                       |                    |
| Sharia-compliant Securities | Products                     | Questions                    | 2023                  | 2024               |
|                             | Sukuk                        | Number of Instruments        | 4                     | 4                  |
|                             |                              | Value of Instruments         | USD 249,123,854       | USD 53,537,313     |
|                             |                              | Value of Trading             |                       | USD -              |
|                             | Sharia-compliant Shares      | Number of Companies          |                       | 60                 |
|                             | Sharia-compliant Funds       | Number of Instruments        |                       |                    |
|                             |                              | Number of Instruments Listed |                       |                    |

| General Information         | Topics                       | Questions                    | Answers                  |                     |
|-----------------------------|------------------------------|------------------------------|--------------------------|---------------------|
|                             | Member Exchange              | Name of the Exchange         | Indonesia Stock Exchange |                     |
|                             |                              | Acronym of the Exchange      | IDX                      |                     |
|                             |                              | Exchange Website Address     | www.idx.co.id            |                     |
|                             |                              | Exchange E-mail Address      | contactcenter@idx.co.id  |                     |
|                             | Indicators and Operations    |                              | 2023                     | 2024                |
|                             |                              | Value of Benchmark Index     | 7,273                    | 7,080               |
|                             |                              | Number of Trading Days       | 239                      | 237                 |
| Equities                    | Shares                       | Local Currency / USD Rate    | 15,439.0000              | 16,161.0000         |
|                             |                              | Questions                    | 2023                     | 2024                |
|                             |                              | Number of Companies          | 903                      | 943                 |
|                             |                              | Market Capitalization        | USD 756,140,644,264      | USD 763,308,750,244 |
|                             | Securitized Derivatives      | Number of New Companies      | 79                       | 42                  |
|                             |                              | Investment Flows             | USD 3,506,386,422        | USD 887,645,631     |
|                             |                              | Value of Trading             | USD 168,361,289,881      | USD 192,582,786,751 |
|                             |                              | Number of Instruments        | 73                       | 52                  |
|                             | ETFs                         | Value of Trading             | USD 498,779,799          | USD 214,513,037     |
|                             |                              | Number of Instruments        | 50                       | 43                  |
|                             | Investment Funds             | Value of Trading             | USD 15,371,447           | USD 8,525,967       |
|                             |                              | Number of Instruments        | 4                        | 4                   |
| Debt Securities             | Domestic Public Instruments  | Value of Trading             | USD 95,411               | USD 3,107,002       |
|                             |                              | Questions                    | 2023                     | 2024                |
|                             |                              | Number of Instruments        | 183                      | 190                 |
|                             |                              | Value of Instruments         | USD 371,878,123,419      | USD 379,594,377,015 |
|                             | Domestic Private Instruments | Value of Trading             | USD 738,849,181,569      | USD 734,883,129,486 |
|                             |                              | Number of Instruments        | 958                      | 1,033               |
|                             |                              | Value of Instruments         | USD 29,795,179,662       | USD 29,248,513,308  |
|                             |                              | Value of Trading             | USD 35,538,769,353       | USD 36,245,873,907  |
|                             | Foreign Instruments          | Number of Instruments        |                          |                     |
|                             |                              | Value of Instruments         |                          |                     |
|                             | REPO                         | Value of Trading             |                          |                     |
|                             |                              | Value of Instruments         |                          |                     |
| Derivatives                 | Products                     | Questions                    | 2023                     | 2024                |
|                             |                              | Number of Contracts Traded   |                          | 1,829               |
|                             |                              | Number of Contracts Traded   | 487                      | -                   |
|                             |                              | Number of Contracts Traded   |                          |                     |
|                             |                              | Number of Contracts Traded   |                          |                     |
|                             |                              | Number of Contracts Traded   |                          |                     |
|                             |                              | Number of Contracts Traded   |                          |                     |
|                             |                              | Number of Contracts Traded   |                          |                     |
|                             |                              | Number of Contracts Traded   |                          |                     |
|                             |                              | Number of Contracts Traded   |                          |                     |
|                             |                              | Number of Contracts Traded   |                          |                     |
|                             |                              | Number of Contracts Traded   |                          |                     |
|                             |                              | Number of Contracts Traded   |                          |                     |
|                             |                              | Number of Contracts Traded   |                          |                     |
|                             |                              | Number of Contracts Traded   |                          |                     |
| Other Products              | Products                     | Questions                    | 2023                     | 2024                |
|                             |                              | Value of Trading             | USD 54,504,956           | USD 42,737,377      |
|                             |                              | Value of Trading             | USD 8,103,633            | USD 2,685,957       |
|                             |                              | Value of Trading             | USD -                    |                     |
| Sharia-compliant Securities | Products                     | Questions                    | 2023                     | 2024                |
|                             |                              | Number of Instruments        | 278                      | 293                 |
|                             |                              | Value of Instruments         | USD 77,266,149,751       | USD 80,114,322,567  |
|                             |                              | Value of Trading             | USD 57,902,435,876       | USD 56,810,141,445  |
|                             |                              | Number of Companies          | 621                      | 658                 |
|                             |                              | Number of Instruments        | 3                        | 2                   |
|                             |                              | Number of Instruments Listed |                          |                     |



| General Information         | Topics                       | Questions                    | Answers             |                    |
|-----------------------------|------------------------------|------------------------------|---------------------|--------------------|
|                             | Member Exchange              | Name of the Exchange         | Iraq Stock Exchange |                    |
|                             |                              | Acronym of the Exchange      | ISX                 |                    |
|                             |                              | Exchange Website Address     | www.isx-iq.net      |                    |
|                             |                              | Exchange E-mail Address      | info@isx-iq.net     |                    |
|                             | Indicators and Operations    |                              | 2023                | 2024               |
|                             |                              | Value of Benchmark Index     | 893                 | 1,073              |
|                             |                              | Number of Trading Days       | 237                 | 239                |
|                             |                              | Local Currency / USD Rate    | 1,320.0000          | 1,320.0000         |
| Equities                    | Products                     | Questions                    | 2023                | 2024               |
|                             | Shares                       | Number of Companies          | 103                 | 104                |
|                             |                              | Market Capitalization        | USD 14,138,617,910  | USD 16,913,291,456 |
|                             |                              | Number of New Companies      |                     | 1                  |
|                             |                              | Investment Flows             | USD 168,303,333     | USD 864,142,422    |
|                             |                              | Value of Trading             | USD 508,946,938     | USD 521,073,756    |
|                             | Securitized Derivatives      | Number of Instruments        |                     |                    |
|                             |                              | Value of Trading             |                     |                    |
|                             | ETFs                         | Number of Instruments        |                     |                    |
|                             |                              | Value of Trading             |                     |                    |
|                             | Investment Funds             | Number of Instruments        |                     |                    |
|                             |                              | Value of Trading             |                     |                    |
| Debt Securities             | Products                     | Questions                    | 2023                | 2024               |
|                             | Domestic Public Instruments  | Number of Instruments        |                     | 5                  |
|                             |                              | Value of Instruments         |                     | USD 6,257,293,939  |
|                             |                              | Value of Trading             |                     | USD 22             |
|                             | Domestic Private Instruments | Number of Instruments        |                     |                    |
|                             |                              | Value of Instruments         |                     |                    |
|                             |                              | Value of Trading             |                     |                    |
|                             | Foreign Instruments          | Number of Instruments        |                     |                    |
|                             |                              | Value of Instruments         |                     |                    |
|                             |                              | Value of Trading             |                     |                    |
|                             | REPO                         | Value of Trading             |                     |                    |
| Derivatives                 | Products                     | Questions                    | 2023                | 2024               |
|                             | Stock Futures                | Number of Contracts Traded   |                     |                    |
|                             | Stock Index Futures          | Number of Contracts Traded   |                     |                    |
|                             | ETF Futures                  | Number of Contracts Traded   |                     |                    |
|                             | Interest Rate Futures        | Number of Contracts Traded   |                     |                    |
|                             | Currency Futures             | Number of Contracts Traded   |                     |                    |
|                             | Commodity Futures            | Number of Contracts Traded   |                     |                    |
|                             | Stock Options                | Number of Contracts Traded   |                     |                    |
|                             | Stock Index Options          | Number of Contracts Traded   |                     |                    |
|                             | ETF Options                  | Number of Contracts Traded   |                     |                    |
|                             | Interest Rate Options        | Number of Contracts Traded   |                     |                    |
|                             | Currency Options             | Number of Contracts Traded   |                     |                    |
|                             | Commodity Options            | Number of Contracts Traded   |                     |                    |
| Other Products              | Products                     | Questions                    | 2023                | 2024               |
|                             |                              | Value of Trading             |                     |                    |
|                             |                              | Value of Trading             |                     |                    |
|                             |                              | Value of Trading             |                     |                    |
| Sharia-compliant Securities | Products                     | Questions                    | 2023                | 2024               |
|                             | Sukuk                        | Number of Instruments        |                     |                    |
|                             |                              | Value of Instruments         |                     |                    |
|                             |                              | Value of Trading             |                     |                    |
|                             | Sharia-compliant Shares      | Number of Companies          |                     |                    |
|                             | Sharia-compliant Funds       | Number of Instruments        |                     |                    |
|                             |                              | Number of Instruments Listed |                     |                    |

| General Information         | Topics                       | Questions                    | Answers            |                   |
|-----------------------------|------------------------------|------------------------------|--------------------|-------------------|
|                             | Member Exchange              | Name of the Exchange         | Palestine Exchange |                   |
|                             |                              | Acronym of the Exchange      | PEX                |                   |
|                             |                              | Exchange Website Address     | www.pex.ps         |                   |
|                             |                              | Exchange E-mail Address      | pex@pex.ps         |                   |
|                             | Indicators and Operations    |                              | 2023               | 2024              |
|                             |                              | Value of Benchmark Index     | 589                | 498               |
|                             |                              | Number of Trading Days       | 244                | 244               |
|                             |                              | Local Currency / USD Rate    | 1.0000             | 1.0000            |
| Equities                    | Products                     | Questions                    | 2023               | 2024              |
|                             | Shares                       | Number of Companies          | 49                 | 48                |
|                             |                              | Market Capitalization        | USD 4,625,052,877  | USD 4,080,063,637 |
|                             |                              | Number of New Companies      | 2                  |                   |
|                             |                              | Investment Flows             |                    |                   |
|                             |                              | Value of Trading             | USD 330,900,956    | USD 164,186,395   |
|                             | Securitized Derivatives      | Number of Instruments        |                    |                   |
|                             |                              | Value of Trading             |                    |                   |
|                             | ETFs                         | Number of Instruments        |                    |                   |
|                             |                              | Value of Trading             |                    |                   |
|                             | Investment Funds             | Number of Instruments        |                    |                   |
|                             |                              | Value of Trading             |                    |                   |
| Debt Securities             | Products                     | Questions                    | 2023               | 2024              |
|                             | Domestic Public Instruments  | Number of Instruments        |                    |                   |
|                             |                              | Value of Instruments         |                    |                   |
|                             |                              | Value of Trading             |                    |                   |
|                             | Domestic Private Instruments | Number of Instruments        |                    |                   |
|                             |                              | Value of Instruments         |                    |                   |
|                             |                              | Value of Trading             |                    |                   |
|                             | Foreign Instruments          | Number of Instruments        |                    |                   |
|                             |                              | Value of Instruments         |                    |                   |
|                             |                              | Value of Trading             |                    |                   |
|                             | REPO                         | Value of Trading             |                    |                   |
| Derivatives                 | Products                     | Questions                    | 2023               | 2024              |
|                             | Stock Futures                | Number of Contracts Traded   |                    |                   |
|                             | Stock Index Futures          | Number of Contracts Traded   |                    |                   |
|                             | ETF Futures                  | Number of Contracts Traded   |                    |                   |
|                             | Interest Rate Futures        | Number of Contracts Traded   |                    |                   |
|                             | Currency Futures             | Number of Contracts Traded   |                    |                   |
|                             | Commodity Futures            | Number of Contracts Traded   |                    |                   |
|                             | Stock Options                | Number of Contracts Traded   |                    |                   |
|                             | Stock Index Options          | Number of Contracts Traded   |                    |                   |
|                             | ETF Options                  | Number of Contracts Traded   |                    |                   |
|                             | Interest Rate Options        | Number of Contracts Traded   |                    |                   |
|                             | Currency Options             | Number of Contracts Traded   |                    |                   |
|                             | Commodity Options            | Number of Contracts Traded   |                    |                   |
| Other Products              | Products                     | Questions                    | 2023               | 2024              |
|                             |                              | Value of Trading             |                    |                   |
|                             |                              | Value of Trading             |                    |                   |
|                             |                              | Value of Trading             |                    |                   |
| Sharia-compliant Securities | Products                     | Questions                    | 2023               | 2024              |
|                             | Sukuk                        | Number of Instruments        |                    |                   |
|                             |                              | Value of Instruments         |                    |                   |
|                             |                              | Value of Trading             |                    |                   |
|                             | Sharia-compliant Shares      | Number of Companies          |                    |                   |
|                             | Sharia-compliant Funds       | Number of Instruments        |                    |                   |
|                             |                              | Number of Instruments Listed |                    |                   |

| General Information         | Topics                       | Questions                    | Answers              |                     |
|-----------------------------|------------------------------|------------------------------|----------------------|---------------------|
|                             | Member Exchange              | Name of the Exchange         | Qatar Stock Exchange |                     |
|                             |                              | Acronym of the Exchange      | QSE                  |                     |
|                             |                              | Exchange Website Address     | www.qe.com.qa        |                     |
|                             |                              | Exchange E-mail Address      | info@qe.qa           |                     |
|                             | Indicators and Operations    |                              | 2023                 | 2024                |
|                             |                              | Value of Benchmark Index     | 10,831               | 10,571              |
|                             |                              | Number of Trading Days       | 250                  | 249                 |
|                             |                              | Local Currency / USD Rate    | 3.6400               | 3.6400              |
| Equities                    | Products                     | Questions                    | 2023                 | 2024                |
|                             | Shares                       | Number of Companies          | 53                   | 54                  |
|                             |                              | Market Capitalization        | USD 171,583,591,222  | USD 170,098,050,988 |
|                             |                              | Number of New Companies      | 4                    | 1                   |
|                             |                              | Investment Flows             | USD 25,432,621,600   | USD 67,321,429      |
|                             |                              | Value of Trading             | USD 34,477,819,495   | USD 29,204,784,978  |
|                             | Securitized Derivatives      | Number of Instruments        |                      |                     |
|                             |                              | Value of Trading             |                      |                     |
|                             | ETFs                         | Number of Instruments        | 2                    | 2                   |
|                             |                              | Value of Trading             | USD 27,827,309       | USD 7,786,090       |
|                             | Investment Funds             | Number of Instruments        |                      |                     |
|                             |                              | Value of Trading             |                      |                     |
| Debt Securities             | Products                     | Questions                    | 2023                 | 2024                |
|                             | Domestic Public Instruments  | Number of Instruments        | 93                   | 101                 |
|                             |                              | Value of Instruments         | USD 21,725,959,913   | USD 35,866,917,808  |
|                             |                              | Value of Trading             | USD 1,375,422,685    | USD 883,287,671     |
|                             | Domestic Private Instruments | Number of Instruments        |                      |                     |
|                             |                              | Value of Instruments         |                      |                     |
|                             |                              | Value of Trading             |                      |                     |
|                             | Foreign Instruments          | Number of Instruments        |                      |                     |
|                             |                              | Value of Instruments         |                      |                     |
|                             |                              | Value of Trading             |                      |                     |
|                             | REPO                         | Value of Trading             |                      |                     |
| Derivatives                 | Products                     | Questions                    | 2023                 | 2024                |
|                             | Stock Futures                | Number of Contracts Traded   |                      |                     |
|                             | Stock Index Futures          | Number of Contracts Traded   |                      |                     |
|                             | ETF Futures                  | Number of Contracts Traded   |                      |                     |
|                             | Interest Rate Futures        | Number of Contracts Traded   |                      |                     |
|                             | Currency Futures             | Number of Contracts Traded   |                      |                     |
|                             | Commodity Futures            | Number of Contracts Traded   |                      |                     |
|                             | Stock Options                | Number of Contracts Traded   |                      |                     |
|                             | Stock Index Options          | Number of Contracts Traded   |                      |                     |
|                             | ETF Options                  | Number of Contracts Traded   |                      |                     |
|                             | Interest Rate Options        | Number of Contracts Traded   |                      |                     |
|                             | Currency Options             | Number of Contracts Traded   |                      |                     |
|                             | Commodity Options            | Number of Contracts Traded   |                      |                     |
| Other Products              | Products                     | Questions                    | 2023                 | 2024                |
|                             | Venture Market               | Value of Trading             | USD 140,111,834      | USD 98,119,079      |
|                             |                              | Value of Trading             |                      |                     |
|                             |                              | Value of Trading             |                      |                     |
| Sharia-compliant Securities | Products                     | Questions                    | 2023                 | 2024                |
|                             | Sukuk                        | Number of Instruments        |                      |                     |
|                             |                              | Value of Instruments         |                      |                     |
|                             |                              | Value of Trading             |                      |                     |
|                             | Sharia-compliant Shares      | Number of Companies          | 34                   | 35                  |
|                             | Sharia-compliant Funds       | Number of Instruments        |                      |                     |
|                             |                              | Number of Instruments Listed |                      |                     |

| General Information         | Topics                       | Questions                    | Answers                            |                    |
|-----------------------------|------------------------------|------------------------------|------------------------------------|--------------------|
|                             | Member Exchange              | Name of the Exchange         | Republican Stock Exchange Toshkent |                    |
|                             |                              | Acronym of the Exchange      | RSE                                |                    |
|                             |                              | Exchange Website Address     | www.uzse.uz                        |                    |
|                             |                              | Exchange E-mail Address      | info@uzse.uz                       |                    |
|                             | Indicators and Operations    |                              | 2023                               | 2024               |
|                             |                              | Value of Benchmark Index     |                                    |                    |
|                             |                              | Number of Trading Days       | 248                                | 248                |
| Equities                    | Shares                       | Local Currency / USD Rate    | 12,338.7700                        | 12,920.4800        |
|                             |                              |                              |                                    |                    |
|                             |                              |                              |                                    |                    |
|                             |                              |                              |                                    |                    |
|                             |                              |                              |                                    |                    |
|                             |                              |                              |                                    |                    |
|                             | Securitized Derivatives      | Number of Companies          | 117                                | 89                 |
|                             |                              | Market Capitalization        | USD 13,731,677,138                 | USD 18,762,418,524 |
|                             |                              | Number of New Companies      | 14                                 | 12                 |
|                             |                              | Investment Flows             | USD 8,449,308                      | USD 3,320,759      |
|                             |                              | Value of Trading             | USD 203,935,714                    | USD 1,481,308,160  |
|                             | ETFs                         | Number of Instruments        |                                    |                    |
|                             |                              | Value of Trading             |                                    |                    |
| Debt Securities             | Domestic Public Instruments  | Number of Instruments        |                                    |                    |
|                             |                              | Value of Instruments         |                                    |                    |
|                             |                              | Value of Trading             |                                    |                    |
|                             | Domestic Private Instruments | Number of Instruments        | 8                                  | 13                 |
|                             |                              | Value of Instruments         | USD 16,020,766                     | USD 63,276,941     |
|                             |                              | Value of Trading             | USD 7,470,599                      | USD 29,484,503     |
|                             | Foreign Instruments          | Number of Instruments        |                                    |                    |
|                             |                              | Value of Instruments         |                                    |                    |
|                             |                              | Value of Trading             |                                    |                    |
|                             | REPO                         | Value of Trading             |                                    | USD 193            |
|                             |                              |                              |                                    |                    |
| Derivatives                 | Products                     | Questions                    | 2023                               | 2024               |
|                             |                              | Stock Futures                |                                    |                    |
|                             |                              | Stock Index Futures          |                                    |                    |
|                             |                              | ETF Futures                  |                                    |                    |
|                             |                              | Interest Rate Futures        |                                    |                    |
|                             |                              | Currency Futures             |                                    |                    |
|                             |                              | Commodity Futures            |                                    |                    |
|                             |                              | Stock Options                |                                    |                    |
|                             |                              | Stock Index Options          |                                    |                    |
|                             |                              | ETF Options                  |                                    |                    |
|                             |                              | Interest Rate Options        |                                    |                    |
|                             |                              | Currency Options             |                                    |                    |
| Other Products              | Products                     | Questions                    | 2023                               | 2024               |
|                             |                              | Value of Trading             |                                    |                    |
|                             |                              | Value of Trading             |                                    |                    |
|                             |                              | Value of Trading             |                                    |                    |
| Sharia-compliant Securities | Products                     | Questions                    | 2023                               | 2024               |
|                             |                              |                              |                                    |                    |
|                             |                              |                              |                                    |                    |
|                             | Sukuk                        | Number of Instruments        |                                    |                    |
|                             |                              | Value of Instruments         |                                    |                    |
|                             |                              | Value of Trading             |                                    |                    |
|                             | Sharia-compliant Shares      | Number of Companies          |                                    |                    |
|                             | Sharia-compliant Funds       | Number of Instruments        |                                    |                    |
|                             |                              | Number of Instruments Listed |                                    |                    |

| General Information         | Topics                       | Questions                    | Answers               |                     |
|-----------------------------|------------------------------|------------------------------|-----------------------|---------------------|
|                             | Member Exchange              | Name of the Exchange         | Tehran Stock Exchange |                     |
|                             |                              | Acronym of the Exchange      | TSE                   |                     |
|                             |                              | Exchange Website Address     | www.tse.ir            |                     |
|                             |                              | Exchange E-mail Address      | int@tse.ir            |                     |
|                             | Indicators and Operations    |                              | 2023                  | 2024                |
|                             |                              | Value of Benchmark Index     | 2,176,103             | 2,759,422           |
|                             |                              | Number of Trading Days       | 239                   | 239                 |
|                             |                              | Local Currency / USD Rate    | 42,000.0000           | 569,687.0000        |
| Equities                    | Products                     | Questions                    | 2023                  | 2024                |
|                             | Shares                       | Number of Companies          | 386                   | 387                 |
|                             |                              | Market Capitalization        | USD 1,811,127,024,693 | USD 147,103,842,691 |
|                             |                              | Number of New Companies      | 12                    | 1                   |
|                             |                              | Investment Flows             | USD 10,822,380,952    | USD 7,062,778,894   |
|                             |                              | Value of Trading             | USD 301,180,013,398   | USD 12,619,017,130  |
|                             | Securitized Derivatives      | Number of Instruments        |                       |                     |
|                             |                              | Value of Trading             |                       |                     |
|                             | ETFs                         | Number of Instruments        |                       |                     |
|                             |                              | Value of Trading             | USD 172,615,714,779   | USD 19,241,602,363  |
|                             | Investment Funds             | Number of Instruments        |                       |                     |
|                             |                              | Value of Trading             |                       |                     |
| Debt Securities             | Products                     | Questions                    | 2023                  | 2024                |
|                             | Domestic Public Instruments  | Number of Instruments        | 60                    | 198                 |
|                             |                              | Value of Instruments         | USD 5,039,545,476     | USD 512,006,481     |
|                             |                              | Value of Trading             | USD 5,109,585,906     | USD 258,519,448     |
|                             | Domestic Private Instruments | Number of Instruments        |                       | 144                 |
|                             |                              | Value of Instruments         |                       | USD 1,505,075,006   |
|                             |                              | Value of Trading             |                       | USD 2,057,918,067   |
|                             | Foreign Instruments          | Number of Instruments        |                       |                     |
|                             |                              | Value of Instruments         |                       |                     |
|                             |                              | Value of Trading             |                       |                     |
|                             | REPO                         | Value of Trading             |                       |                     |
| Derivatives                 | Products                     | Questions                    | 2023                  | 2024                |
|                             | Stock Futures                | Number of Contracts Traded   | 26,847                | 101,635             |
|                             | Stock Index Futures          | Number of Contracts Traded   |                       |                     |
|                             | ETF Futures                  | Number of Contracts Traded   | 17,133                | 12,599              |
|                             | Interest Rate Futures        | Number of Contracts Traded   |                       |                     |
|                             | Currency Futures             | Number of Contracts Traded   |                       |                     |
|                             | Commodity Futures            | Number of Contracts Traded   |                       |                     |
|                             | Stock Options                | Number of Contracts Traded   | 1,284,428,885         | 2,161,833,092       |
|                             | Stock Index Options          | Number of Contracts Traded   |                       |                     |
|                             | ETF Options                  | Number of Contracts Traded   | 7,831,186             | 206,345,426         |
|                             | Interest Rate Options        | Number of Contracts Traded   |                       |                     |
|                             | Currency Options             | Number of Contracts Traded   |                       |                     |
|                             | Commodity Options            | Number of Contracts Traded   |                       |                     |
| Other Products              | Products                     | Questions                    | 2023                  | 2024                |
|                             | Embedded Put Options         | Value of Trading             | USD 227,532,584       | USD 4,345,841       |
|                             |                              | Value of Trading             |                       |                     |
|                             |                              | Value of Trading             |                       |                     |
| Sharia-compliant Securities | Products                     | Questions                    | 2023                  | 2024                |
|                             | Sukuk                        | Number of Instruments        | 103                   | 146                 |
|                             |                              | Value of Instruments         | USD 15,460,962,857    | USD 1,590,257,848   |
|                             |                              | Value of Trading             | USD 23,351,834,338    | USD 2,065,991,804   |
|                             | Sharia-compliant Shares      | Number of Companies          | 387                   | 388                 |
|                             | Sharia-compliant Funds       | Number of Instruments        | 60                    | 52                  |
|                             |                              | Number of Instruments Listed |                       |                     |

## Notes for the Individual Responses

The notes that responding Members have added when answering the survey are listed below for reference:

- **AIX (1):** AIX Qazaq Index
- **AIX (2):** Alhamd Shariah Advisory Services Private Limited (ASAS)
- **ASE (1):** Value of trading in Regular Market and OTC Market

