



Organisation of Islamic
Cooperation Exchanges Forum

OICEF

Statistics
Report

2022



Published in 2023

All rights reserved. This material is issued by Borsa İstanbul as the Secretariat of the OIC Exchanges Forum (OICEF) for information purposes only. Although the Forum Secretariat uses its best endeavors to verify the material presented, it does not undertake that all information is accurate or complete, nor should it be relied upon as such.

TABLE OF CONTENTS

FOREWORD 3

ABOUT THE ORGANISATION, THE COMMITTEE AND THE FORUM 4

ABOUT THE SURVEY AND THE REPORT 5

PARTICIPATING MEMBERS 6

EQUITIES 7

 Number of Listed Companies 7

 Market Capitalization 8

 Number of New Companies 8

 Funds Raised from Public Offerings 9

 Value of Trading 9

 Securitized Derivatives 9

 Exchange Traded Funds (ETFs) 9

 Investment Funds 9

DEBT INSTRUMENTS 10

 Domestic Public Instruments 11

 Domestic Private Instruments 11

 Foreign Instruments 11

 REPO Market 11

DERIVATIVES 12

 Stock Futures 12

 Stock Index Futures 12

 Interest Rate Futures 12

 Currency Futures 12

 Commodity Futures 12

 Stock Options 12

 Stock Index Options 13

 EFT Options 13

 Currency Options 13

 Commodity Options 13

OTHER PRODUCTS 13

SHARIA-COMPLIANT SECURITIES 13

ANNEX I: Members 14

ANNEX II: Survey Responses 16

FOREWORD

Dear Forum Members,

We are pleased to present the OIC Exchanges Forum (OICEF) Statistics Report for the year 2022, offering valuable insights into the promising outlook of OIC capital markets and the transformative developments that lie ahead.

In 2022, OIC capital markets are poised for growth and resilience as they continue to adapt to the evolving economic landscape. The year marks a period of recovery and renewed confidence, driven by the collective efforts of our Member States and their commitment to innovation and progress.

The increased interest from retail investors is expected to be a significant catalyst, shaping the market dynamics and fostering the development of new investment products and services tailored to individual needs. As technology continues to play a pivotal role, exchanges are at the forefront of providing cutting-edge solutions to enhance accessibility and efficiency for investors.

This year's report reflects the invaluable contributions of our Members and public resources, providing a comprehensive source of aggregated information on OIC markets. The analysis and statistics in this report offer a deeper understanding of market trends, performance, and potential opportunities for investors and market participants.

As we navigate through 2022, the OIC capital markets stand at a crucial juncture. Collaborative efforts and knowledge sharing among our esteemed members will play a pivotal role in addressing challenges and seizing opportunities to strengthen and diversify our economies.

I extend my sincere appreciation to all the members who made this report possible by actively participating in the annual survey and providing essential data. Your dedication to transparency and cooperation underscores the resilience and growth potential of OIC capital markets.

Together, let us embrace the opportunities that lie ahead, leveraging innovation and sustainable practices to shape a prosperous and resilient future for OIC capital markets.

Sincerely,

Korkmaz ERGUN
Chairperson
OIC Exchange Forum

ABOUT THE ORGANISATION, THE COMMITTEE AND THE FORUM

The Organisation of Islamic Cooperation¹

The Organisation of Islamic Cooperation (OIC) is an inter-governmental organization that represents the Muslim world with 57 Member States and endeavors to safeguard their interests in the spirit of promoting international peace and harmony. It was established upon a decision of the historical summit in Rabat on 25 September 1969, following the criminal arson of Al-Aqsa Mosque in occupied Jerusalem. Secretary General of OIC has been Dr. Yousef Ahmed Al-Othaimeen since 2016.

Standing Committee for Economic and Commercial Cooperation of the Organisation of Islamic Cooperation²

The Standing Committee for Economic and Commercial Cooperation of the Organisation of the Islamic Cooperation (COMCEC) was established by the Third Islamic Summit Conference of OIC in 1981. Chaired by the President of the Republic of Turkey, it is the main multilateral economic and commercial cooperation platform that of the Islamic world, which convenes annually at ministerial level in İstanbul.

Some of its objectives are to address the economic challenges of the Islamic Ummah, to contribute to the development efforts of the Member States, to draw up programs and submit proposals designed to increase the welfare of the Member States, and to ensure the overall coordination of the activities of the OIC relating to economic and commercial cooperation among the Member States.

The Organisation of Islamic Cooperation Exchanges Forum³

Established consequently to the 20th Session of the COMCEC in 2005, The Organisation of Islamic Cooperation Exchanges Forum (OICEF) provides a dedicated, centralized and cultivating platform for 44 national and 2 regional stock exchanges, 13 commodity exchanges, and 22 central securities depositories (CSDs) (Members) in 48 out of 57 OIC Member States (Annex I). OICEF serves as a communication channel within a collaborative framework for the representatives of Members and relevant OIC organizations and institutions—enabling cooperation among shareholders in developing Islamic capital markets and strengthening their relationships.

As the Secretariat of OICEF (Secretariat), Borsa İstanbul has been hosting annual Meetings, leading the Task Forces, and publishing annual Statistics Report (Report) and quarterly Newsletter with the contribution of Members. Annual Meetings set the stage for briefing on activities, sharing experiences, discussing ideas on challenges and opportunities. Task Forces undertake long-term projects, currently focusing on precious metal, indices and sustainability—through which Members collaborate to develop long-term and fruitful relationships. The Report and the Newsletters serve as valuable sources of aggregated and consolidated information regarding Members.

¹ <http://www.oic-oci.org/>

² <http://www.comcec.org/>

³ <http://www.oicexchanges.org/>

ABOUT THE SURVEY AND THE REPORT

The Report presents individual and aggregate capital markets data for Members. The data is primarily provided by the Members who participate in the annual Survey. In order to extend the representation of the Report to a meaningful level, additional public data regarding Members who have not participated in the survey is collected from their official websites and World Federation of Exchanges (WFE) Statistics Portal. Report also includes analysis of data in comparison with global markets as well as key statistics on Islamic capital markets.

The survey for the exchanges focuses on key figures about the capital market products available for trading at the Member Exchange categorized in asset classes. The section on Sharia-compliant securities in the exchange survey captures the organized Islamic capital markets data—which is not easily accessible. The format of the survey has been standardized where the terms and definitions have been adopted from the definitions of the international exchange federations. The glossary of terms, along with the previous reports, is published at oicexchanges.org for reference in order to avoid misinterpretations.

The patterns, trends, and other results presented in this Report are based on the datasets of 21 stock exchanges, which are referred as “OIC Stock Exchanges” collectively. 17 of the OIC Stock Exchanges have responded to the Survey (Annex II) while the data for the rest of the OIC Stock Exchanges were sourced from WFE. Members whose data for certain categories could not be obtained from the available sources are excluded from the relative calculations.

PARTICIPATING MEMBERS⁴

Member State	Name of the Exchange	Acronym	Source^{***}
United Arab Emirates	Abu Dhabi Securities Exchange	ADX	Survey
Albania	Albanian Securities Exchange	ALSE	Survey
Jordan	Amman Stock Exchange	ASE	Survey
Turkey	Borsa İstanbul	BIST*	Survey
Malaysia	Bursa Malaysia	BM*	Survey
Azerbaijan	Baku Stock Exchange	BSE	Survey
Mozambique	Bolsa de Valores de Moçambique	BVM	Survey
Morocco	Casablanca Stock Exchange	CSE(M)	WFE
United Arab Emirates	Dubai Financial Market	DFM	Survey
Bangladesh	Dhaka Stock Exchange	DSE	Survey
Egypt	The Egyptian Exchange	EGX	WFE
Indonesia	Indonesia Stock Exchange	IDX	Survey
Iran	Iran Fara Bourse	IFB**	WFE
Kazakhstan	Kazakhstan Stock Exchange	KASE	WFE
Maldives	Maldives Stock Exchange	MSE	Survey
Palestine	Palestine Exchange	PEX	Survey
Pakistan	Pakistan Stock Exchange	PSX	Survey
Qatar	Qatar Stock Exchange	QSE	Survey
Algeria	Algiers Stock Exchange	SGBV	Survey
Saudi Arabia	Saudi Stock Exchange	Tadawul	Survey
Iran	Tehran Stock Exchange	TSE**	Survey

⁴ The Members are referred and sorted by their acronyms throughout the Report.

* Unofficial acronyms that are generated to represent Members without an official acronym

** The local currency rate discrepancies in Iran have inflated some of the IFB and TSE values in U.S. Dollars

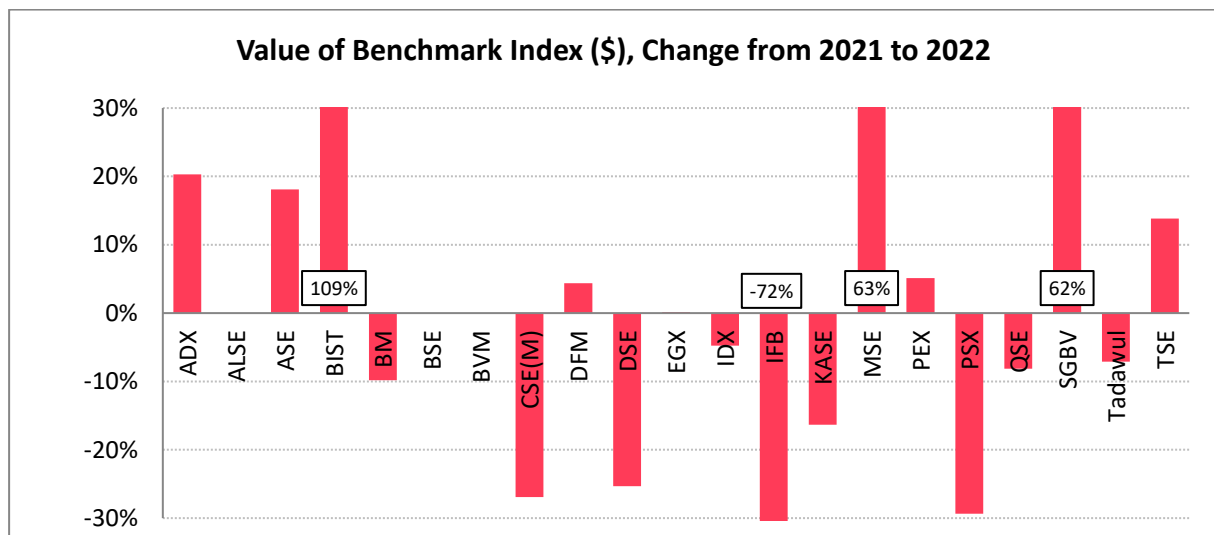
*** Product lists for Members whose data have been acquired from WFE are based on the 2020 Survey

EQUITIES

The below table plots the range of equities products that were offered by the OIC Stock Exchanges:

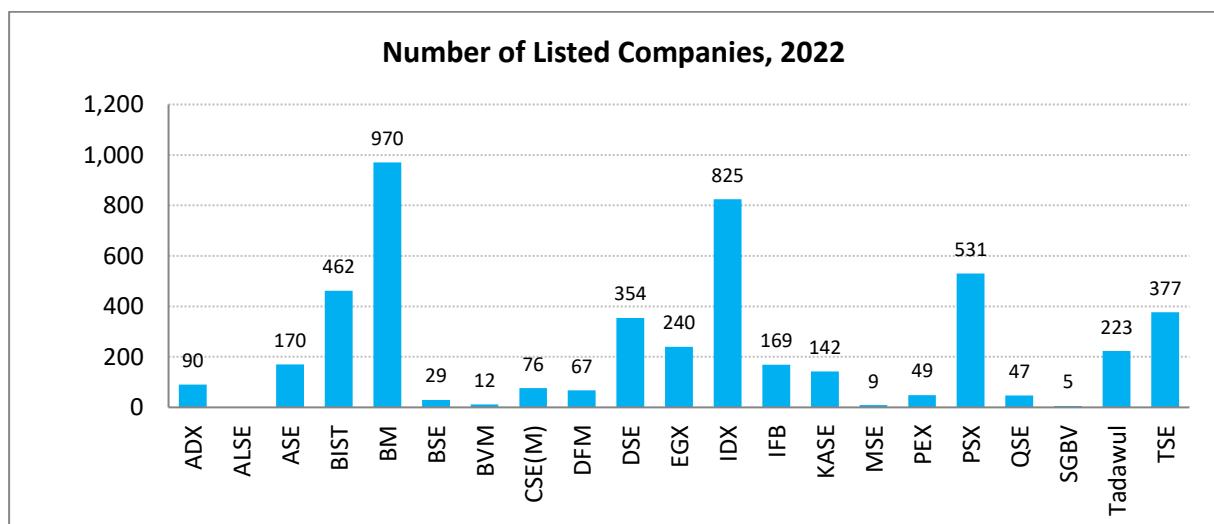
	ADX	ALSE	ASE	BIST	BM	BSE	BVM	CSE (M)	DFM	DSE	EGX	IDX	IFB	KASE	MSE	PEX	PSX	QSE	SGBV	Tadawul	TSE	
Shares	•		•	•	•	•	•	•	•	•	•	•	•	•	•	•	•	•	•	•	•	•
Securitized Derivatives				•	•							•	•								•	
ETFs	•			•	•				•		•	•	•	•			•	•			•	•
Investment Funds				•	•				•	•	•		•	•			•				•	•

Benchmark indices of the OIC Stock Exchanges in USD weighted by market capitalization had a 3% annual increase in 2022. The rate of change was -20.1% for the MSCI Emerging Markets Index, -18.1% for the MSCI World Index, and -18.4% for the MSCI All Country World Index.



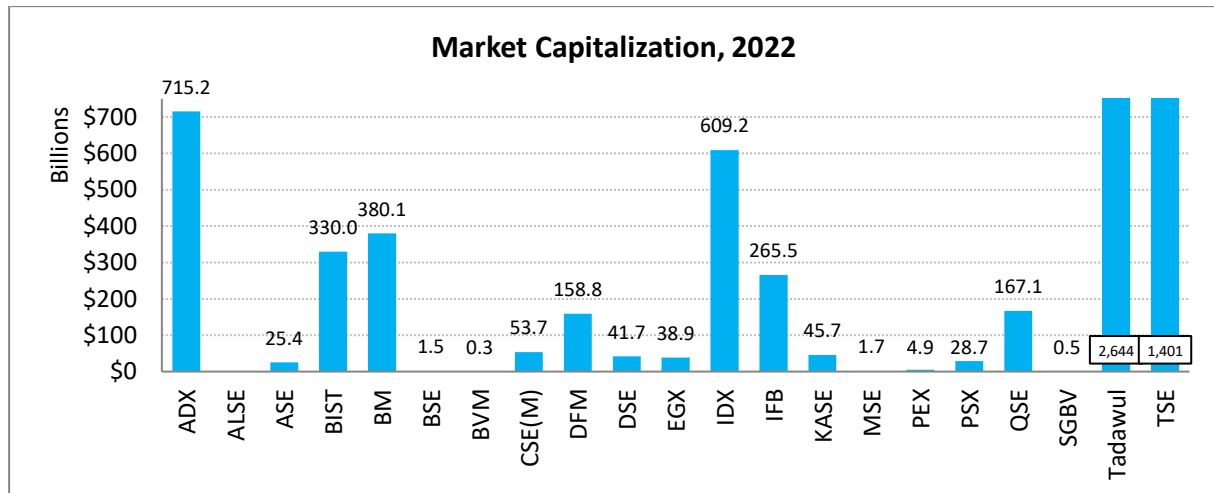
Number of Listed Companies

There were 4,847 companies listed at the OIC Stock Exchanges at the end of 2022 with a 3% annual decrease. Top 5 Members had 65% of the total number of listed companies.

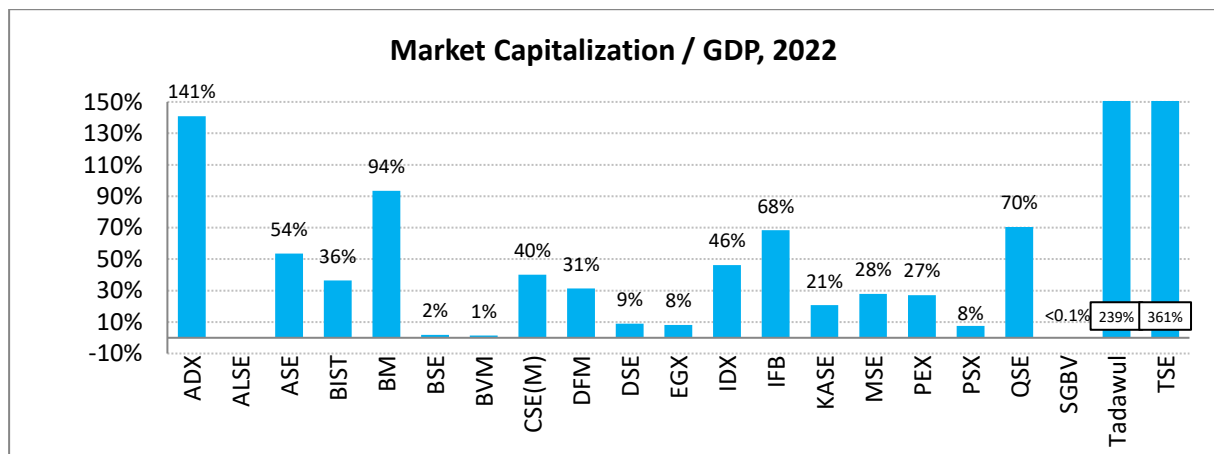


Market Capitalization

OIC Stock Exchanges have represented \$6.91 trillion of the world equities markets at the end of 2022—which is 7.0% of WFE Members’ market capitalization—with a 6% annual increase in the market capitalization, while that of the WFE Members was \$98.95 trillion with a 20% annual decrease. Top 5 Members accounted for 83% of the total market capitalization.

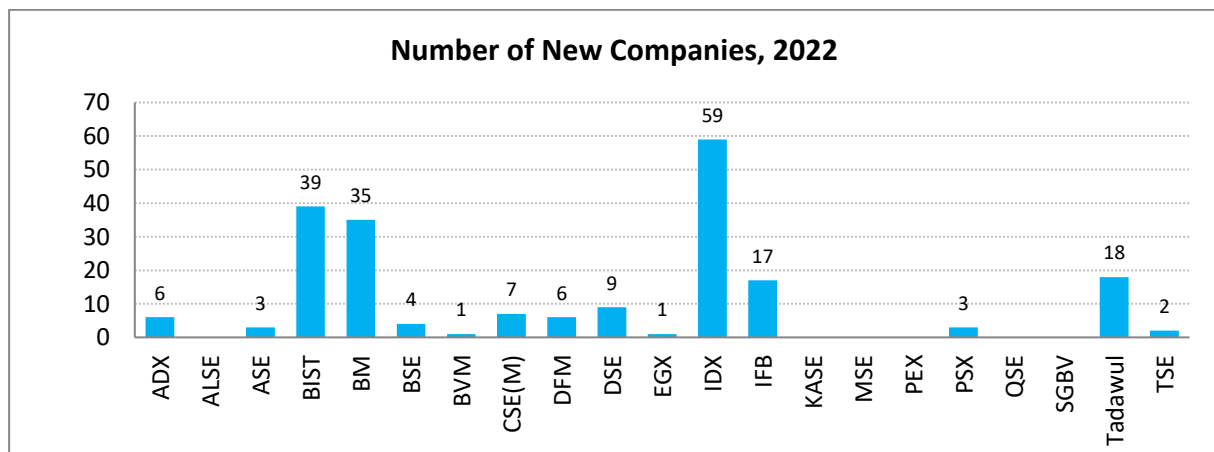


The ratio of the total market capitalizations to the total GDP values was 119% for the end of 2022.



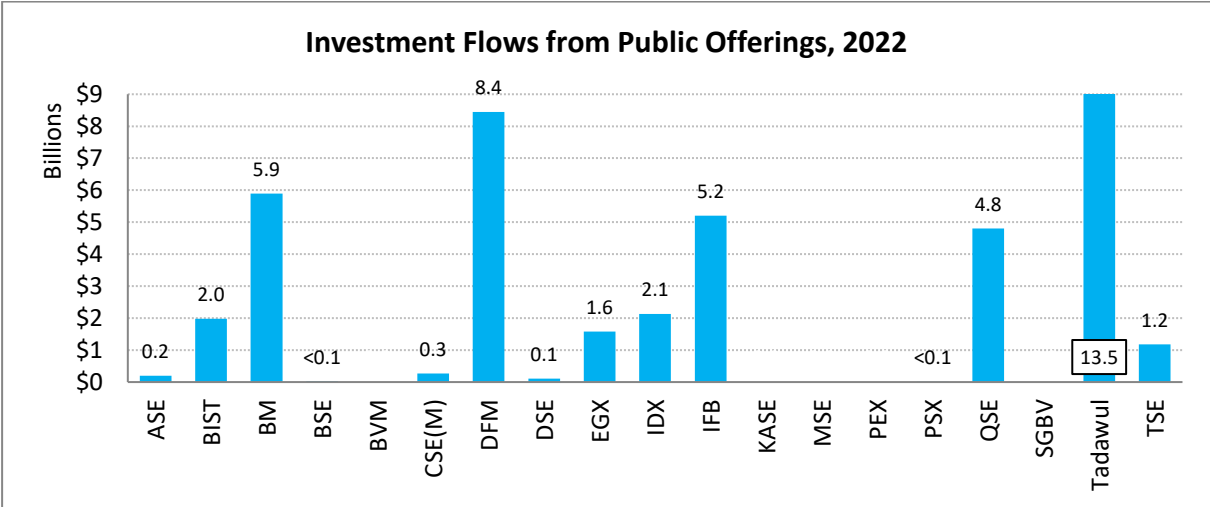
Number of New Companies

There have been 210 IPOs and other offerings in 2022 with a 11% annual decrease in all offerings.



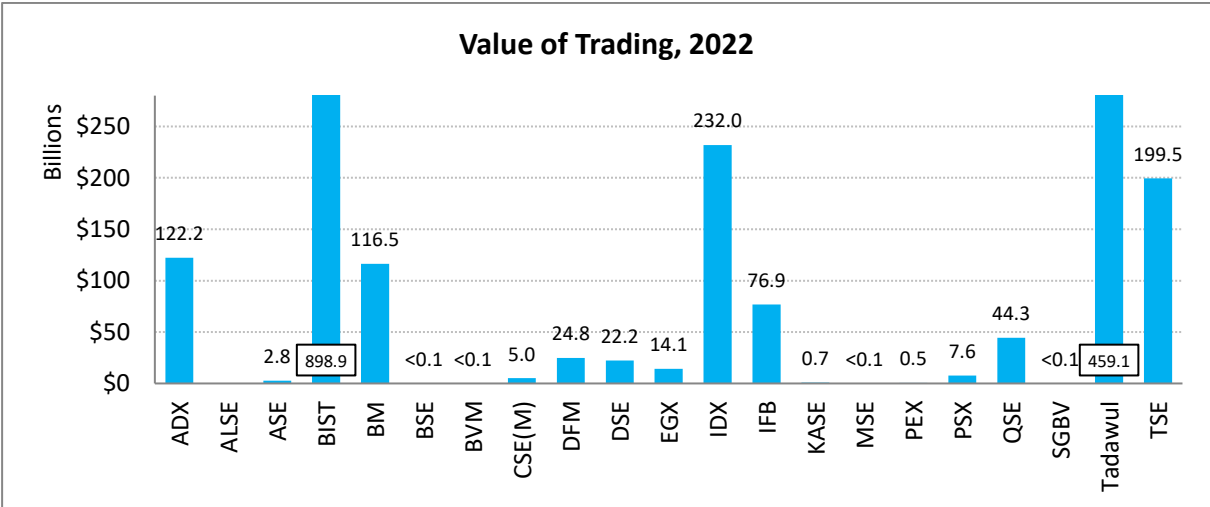
Funds Raised from Public Offerings

Funds raised from public offerings were \$45.3 billion in 2022 with an 64% annual increase.



Value of Trading

OIC Stock Exchanges had \$2.23 trillion of traded value for equities in 2022—which is 1.5% of the WFE Members’ value— with a 12% annual decrease, while that of the WFE Members was \$145.7 trillion with a 9% annual decrease. Top 5 Members accounted for 86% of the traded value.



Securitized Derivatives

5 out of 21 OIC Stock Exchanges had 3,440 securitized derivatives available for trading at the end of 2022 with a 24% annual increase, whose trading value was \$8.8 billion with a 36% annual increase.

Exchange Traded Funds (ETFs)

12 out of 21 OIC Stock Exchanges had 235 ETF products at the end of 2022 with a 26% annual increase, whose trading value was \$148.4 billion with an 41% annual increase.

Investment Funds

8 out of 21 OIC Stock Exchanges had 747 investment funds available for trading in 2022 with a 5% annual decrease, whose trading value was \$82.2 billion of trading value with a 11.4% annual increase.

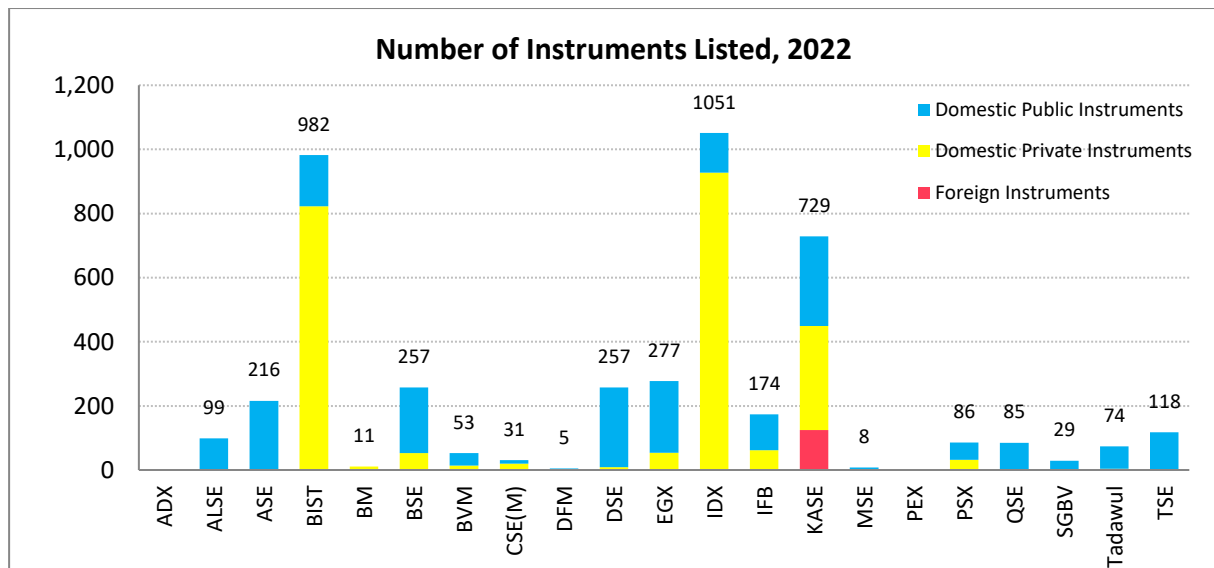
DEBT INSTRUMENTS

The outstanding value of 4,542 debt instruments listed at the OIC Stock Exchanges was \$693.7 billion with a 30% annual increase in 2022. The value of trading was \$3.08 trillion with a 176% annual increase.

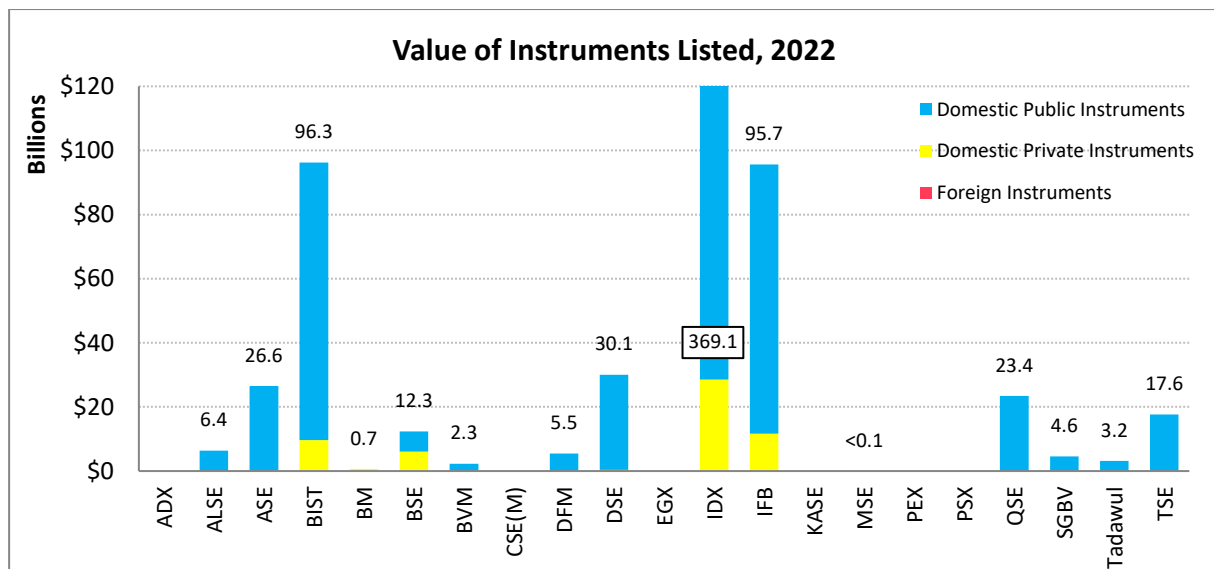
The below table plots the range of debt instruments available for trading at the OIC Stock Exchanges:

	ADX	ALSE	ASE	BIST	BM	BSE	BVM	CSE (M)	DFM	DSE	EGX	IFB	IFB	KASE	MSE	PEX	PSX	QSE	SGBV	Tadawul	TSE
Domestic Public		•	•	•		•	•	•	•	•	•	•	•	•	•		•	•	•	•	•
Domestic Private			•	•	•	•	•	•		•	•	•	•	•			•				•
Foreign						•								•							
REPO				•		•								•							

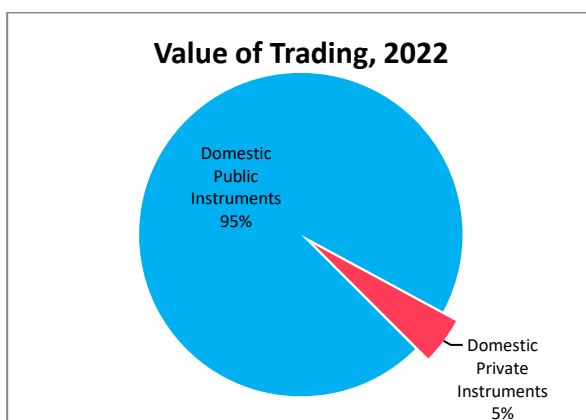
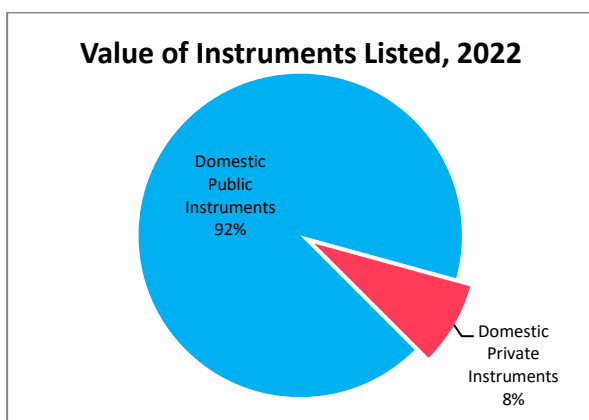
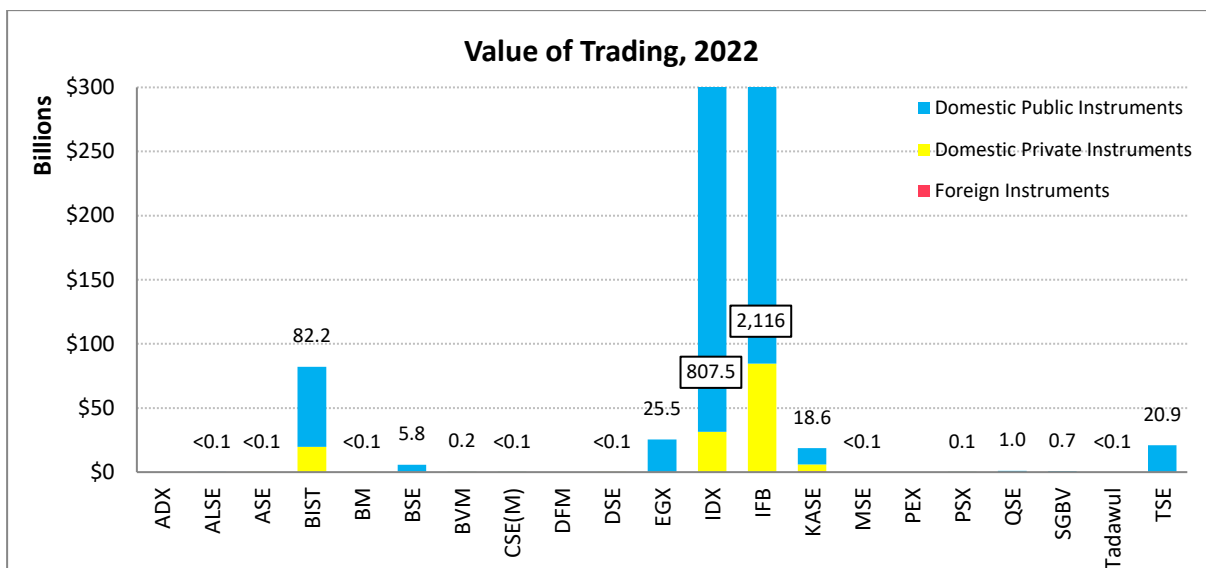
The total number of debt instruments available for trading at the OIC Exchanges are displayed below:



The total outstanding values of the debt instruments and its graphic breakdown are displayed below:



The total value of trading for the debt instruments and its graphic breakdown are displayed below:



Domestic Public Instruments

The value of 2,081 domestic public debt instruments was \$636.6 billion at the end of 2022 with a 29% annual increase. The value of trading was \$2.94 trillion with a 174% annual increase.

Domestic Private Instruments

The value of 2,334 domestic private debt instruments was \$57.1 billion at the end of 2022 with a 41% annual increase. The value of trading was \$141.4 billion with a 225% annual increase.

Foreign Instruments

Baku Stock Exchange and Kazakhstan Stock Exchange had 127 foreign debt instruments at the end of 2022, valued \$14.7 million with an 81% annual decrease. The value of trading was \$736.1 million with a 28% annual increase.

REPO Market

The total REPO trading value at Borsa İstanbul and Baku Stock Exchange was \$775.7 billion with a 53% annual decrease in 2022.

DERIVATIVES

Borsa İstanbul, Bursa Malaysia, Dubai Financial Market, Iran Fara Bourse, Pakistan Stock Exchange and Tehran Stock Exchange had a total of 5.0 billion derivatives contracts traded in 2022 with a negligible annual change. The types of listed contracts at these exchanges are plotted below:

	ADX	ALSE	ASE	BIST	BM	BSE	BVM	CSE (M)	DFM	DSE	EGX	IDX	IFB	KASE	MSE	PEX	PSX	QSE	SGBV	Tadawul	TSE	
Stock Futures				●					●					●			●					
Stock Index Futures				●	●									●								
ETF Futures																	●					
Interest Rate Futures				●																		
Currency Futures				●										●								
Commodity Futures				●	●																	
Stock Options				●									●									●
Stock Index Options				●	●																	
ETF Options													●									
Interest Rate Options																						
Currency Options				●																		
Commodity Options					●																	

Stock Futures

Borsa İstanbul, Dubai Financial Market, and Pakistan Stock Exchange have stock futures available for trading, whose trading volume was 2.5 billion contracts in 2022 with a 40% annual increase.

Stock Index Futures

Borsa İstanbul and Bursa Malaysia have stock index futures available for trading, whose trading volume was 92.3 million contracts in 2022 with a 6% annual decrease.

Interest Rate Futures

Borsa İstanbul has interest rate futures contracts available for trading, whose trading volume was 11 contracts in 2022 with a 93% annual decrease.

Currency Futures

Borsa İstanbul has currency futures contracts available for trading, whose trading volume was 70.4 million contracts in 2022 with a 27% annual decrease.

Commodity Futures

Borsa İstanbul and Bursa Malaysia have commodity futures available for trading, whose trading volume was 87.5 million contracts in 2022 with a 42% annual decrease.

Stock Options

Borsa İstanbul, Iran Fara Bourse and Tehran Stock Exchange have stock options available for trading, whose trading volume was 2.2 billion contracts in 2022 with an 23% annual decrease.

Stock Index Options

Borsa İstanbul and Bursa Malaysia have stock index options available for trading, whose trading volume was 278,006 contracts in 2022 with a 34% annual decrease.

EFT Options

Iran Fara Bourse has ETF options available for trading, whose trading volume was 103,509 contracts in 2022.

Currency Options

Borsa İstanbul has currency options available for trading, whose trading volume was 426,868 contracts in 2022 with a 43% annual decrease.

Commodity Options

Bursa Malaysia has commodity options available for trading, whose trading volume was 36,501 contracts in 2022 with a 62% annual decrease.

OTHER PRODUCTS

Borsa İstanbul has spot commodities available for trading; trading value of gold was \$30.1 billion with a 64% annual decrease, trading value of silver was \$735.7 million with an 12% annual increase, and trading value of platinum and palladium was \$2.1 million with a %17 annual decrease in 2022. Dubai Financial Market has a REIT product whose trading volume was \$184 in 2022. Tehran Stock Exchange has embedded put options, whose trading volume was USD 1.3 million in 2022, which is almost 4 times the volume in 2021.

SHARIA-COMPLIANT SECURITIES

Amidst the ongoing challenges of the COVID-19 pandemic and uncertain global economy, the Islamic financial industry has shown impressive strength. According to Islamic Financial Services Board's (IFSB) Islamic Financial Services Industry (IFSI) Stability Report, it grew by a significant 11.3% in 2021, reaching a total value of around USD 3.06 trillion. Islamic banking played a big role, growing by 6.5% to about USD 2.10 trillion in assets.

The Islamic capital markets also stood out, making up about 30.5% of the industry with roughly USD 930.3 billion in 2021. This was because of good market conditions and strong corporate borrowing, especially for sustainability projects like climate change efforts. These accomplishments, along with a 6% growth in Islamic funds, reflect the industry's resilience. Despite challenges like tensions between countries and changes in financial conditions, the Islamic financial sector's steady growth shows it's strong and ready for more progress on the global financial stage.

In terms of Sharia-compliant securities available for trading, based on the responses from 7 OIC Stock Exchanges, there are 538 sukuk products (a 36% annual increase) with the outstanding value of \$95.5 billion (an 17% annual increase) and trading value of \$23.1 billion (a 10% annual increase) in 2022. The number of Sharia-compliant shares are 2,053 in 2022 with a 6% annual decrease. There are also 183 Sharia-compliant funds including ETFs and REITs with a 30% annual increase.

ANNEX I: Members⁵

Stock Exchanges

Member State	Name	Acronym
Albania	Albanian Securities Exchange	ALSE
Algeria	Algiers Stock Exchange	SGBV
Azerbaijan	Baku Stock Exchange	BSE(A)
Bahrain	Bahrain Stock Exchange	BHB
Bangladesh	Chittagong Stock Exchange	CSE(B)
Bangladesh	Dhaka Stock Exchange Limited	DSE
Cameroon	Douala Stock Exchange	DSX
Egypt	The Egyptian Exchange	EGX
Guyana	The Guyana Assn. of Securities Cos & Intermediaries	GASCI
Indonesia	Indonesia Stock Exchange	IDX
Iran	Iran Fara Bourse	IFB
Iran	Tehran Stock Exchange	TSE
Iraq	Iraq Stock Exchange	ISX
Jordan	Amman Stock Exchange	ASE(J)
Kazakhstan	Astana International Exchange	AIX
Kazakhstan	Kazakhstan Stock Exchange	KASE
Kuwait	Bursa Kuwait	KWSE
Kyrgyzstan	Kyrgyz Stock Exchange	KSE(K)
Lebanon	Beirut Stock Exchange	BSE(L)
Libya	Libyan Stock Market	LSM
Malaysia	Bursa Malaysia	BM*
Maldives	Maldives Stock Exchange	MSE
Morocco	Casablanca Stock Exchange	CSE(M)
Mozambique	Bolsa de Valores de Moçambique	BVM
Nigeria	Nigerian Stock Exchange	NSE
Oman	Muscat Securities Market	MSM
Pakistan	Pakistan Stock Exchange	PSX
Palestine	Palestine Securities Exchange	PEX
Qatar	Qatar Stock Exchange	QSE
Saudi Arabia	Saudi Stock Exchange	Tadawul
Sierra Leone	Sierra Leone Stock Exchange	SLSE
Somalia	Somali Stock Exchange	SSE(SOM)
Sudan	Khartoum Stock Exchange	KSE(S)
Suriname	Suriname Stock Exchange	SSE(SUR)
Syria	Damascus Securities Exchange	DSE(S)
Tajikistan	Central Asian Stock Exchange	CASE
Tunisia	Bourse des Valeurs Mobilières de Tunis	BVMT
Turkey	Borsa İstanbul	BIST*
Turkmenistan	Ashgabat Stock Exchange	ASE(T)
Uganda	Uganda Stock Exchange	USE
United Arab Emirates	Abu Dhabi Securities Exchange	ADX
United Arab Emirates	Dubai Financial Market	DFM
United Arab Emirates	Nasdaq Dubai	ND*
Uzbekistan	Toshkent Republican Stock Exchange	UZSE

⁵ Afghanistan, Brunei Darussalam, Comoros, Djibouti, Guinea, Gambia, Mauritania, Chad, and Yemen do not have any active exchanges or CSDs.

* Unofficial acronyms that are generated to represent Members without an official acronym

Commodities Exchanges

Member State	Name	Acronym
Indonesia	Indonesia Commodity & Derivatives Exchange	ICDX
Indonesia	Jakarta Futures Exchange	BBJ
Iran	Iran Energy Exchange	IRENEX
Iran	Iran Mercantile Exchange	IME
Kazakhstan	Eurasian Trading System Commodity Exchange	ETS
Nigeria	Abuja Securities and Commodity Exchange	ASCE
Pakistan	Pakistan Mercantile Exchange	PMEX
Turkey	Turkish Mercantile Exchange	TURIB
Turkmenistan	The State Commodity and Raw Materials Exchange	SCRMET
Uganda	Uganda Commodity Exchange	UCE
United Arab Emirates	Dubai Gold and Commodities Exchange	DGCX
United Arab Emirates	Dubai Mercantile Exchange	DME
Uzbekistan	Uzbek Commodity Exchange	UZEX

Regional Exchanges

Member State	Name	Acronym
Benin, Burkina Faso, Cote d'Ivoire, Guinea-Bissau, Mali, Niger, Senegal, Togo	Bourse Régionale des Valeurs Mobilières	BRVM
Gabon	Bourse des Valeurs Mobilières d'Afrique Centrale	BVMAC

Central Securities Depositories

Member State	Name	Acronym
Albania	Albanian Securities Register	ALREG
Algeria	Algérie Clearing	AC*
Azerbaijan	National Depository Center of the Republic of Azerbaijan	NDC
Bangladesh	Central Depository Bangladesh Limited	CDBL
Egypt	Misr for Central Clearing, Depository and Registry	MCDR
Indonesia	Indonesian Central Securities Depository	KSEI
Iran	Central Securities Depository of Iran	CSDI
Jordan	Securities Depository Center of Jordan	SDC
Kazakhstan	Kazakhstan Central Securities Depository	KACD
Kuwait	Kuwait Clearing Company	KCC
Kyrgyzstan	Central Depository of Kyrgyz Republic	CDK*
Lebanon	Midclear	MC(L)*
Maldives	Maldives Securities Depository	MSD
Morocco	Maroclear	MC(M)*
Nigeria	Central Securities Clearing System	CSCS
Oman	Muscat Clearing & Depository Company	MCD
Pakistan	Central Depository Company of Pakistan	CDC
Qatar	Qatar Central Securities Depository	QCSD
Tajikistan	Central Depository of Tajikistan	CDT*
Tunisia	Tunisie Clearing	TC
Turkey	Central Registry Agency	MKK
Uzbekistan	Uzbekistan Central Securities Depository	UCSD*

ANNEX II: Survey Responses

General Information	Topics	Questions	Answers	
Member Exchange		Name of the Exchange	Abu Dhabi Securities Exchange	
		Acronym of the Exchange	ADX	
		Exchange Website Address	www.adx.ae	
		Exchange E-mail Address	ce@adx.ae	
Indicators and Operations			2021	2022
		Value of Benchmark Index	8,488	10,211
		Number of Trading Days	249	252
		Local Currency / USD Rate	3.6700	3.6700
Equities	Products	Questions	2021	2022
Shares		Number of Companies	84	90
		Market Capitalization	USD 443,136,114,411	USD 715,192,091,163
		Number of New Companies	9	6
		Investment Flows		
Securitized Derivatives		Value of Trading	USD 100,628,186,230	USD 122,159,750,497
		Number of Instruments		
ETFs		Value of Trading		
		Number of Instruments	3	8
Investment Funds		Value of Trading	USD 56,819,731	USD 545,777,876
		Number of Instruments		
Debt Securities	Products	Questions	2021	2022
Domestic Public Instruments		Number of Instruments		
		Value of Instruments		
		Value of Trading		
Domestic Private Instruments		Number of Instruments		
		Value of Instruments		
		Value of Trading		
Foreign Instruments		Number of Instruments		
		Value of Instruments		
		Value of Trading		
REPO		Value of Trading		
Derivatives	Products	Questions	2021	2022
Stock Futures		Number of Contracts Traded		
Stock Index Futures		Number of Contracts Traded		
ETF Futures		Number of Contracts Traded		
Interest Rate Futures		Number of Contracts Traded		
Currency Futures		Number of Contracts Traded		
Commodity Futures		Number of Contracts Traded		
Stock Options		Number of Contracts Traded		
Stock Index Options		Number of Contracts Traded		
ETF Options		Number of Contracts Traded		
Interest Rate Options		Number of Contracts Traded		
Currency Options		Number of Contracts Traded		
Commodity Options		Number of Contracts Traded		
Other Products	Products	Questions	2021	2022
		Value of Trading		
		Value of Trading		
		Value of Trading		
Sharia-compliant Securities	Products	Questions	2021	2022
Sukuk		Number of Instruments		
		Value of Instruments		
		Value of Trading		
Sharia-compliant Shares		Number of Companies		
Sharia-compliant Funds		Number of Instruments		
		Number of Instruments Listed		

General Information	Topics	Questions	Answers	
Member Exchange		Name of the Exchange	Albanian Securities Exchange	
		Acronym of the Exchange	ALSE	
		Exchange Website Address	www.alse.al	
		Exchange E-mail Address	info@alse.al	
Indicators and Operations			2021	2022
		Value of Benchmark Index	-	-
		Number of Trading Days	101	180
		Local Currency / USD Rate	106.5400	107.0500
Equities	Products	Questions	2021	2022
Shares		Number of Companies		
		Market Capitalization		
		Number of New Companies		
		Investment Flows		
		Value of Trading		
Securitized Derivatives		Number of Instruments		
		Value of Trading		
ETFs		Number of Instruments		
		Value of Trading		
Investment Funds		Number of Instruments		
		Value of Trading		
Debt Securities	Products	Questions	2021	2022
Domestic Public Instruments		Number of Instruments	99	99
		Value of Instruments	USD 6,392,775,671	USD 6,360,189,187
		Value of Trading	USD 28,421	USD 3,252,577
Domestic Private Instruments		Number of Instruments		
		Value of Instruments		
		Value of Trading		
Foreign Instruments		Number of Instruments		
		Value of Instruments		
		Value of Trading		
REPO		Value of Trading		
Derivatives	Products	Questions	2021	2022
Stock Futures		Number of Contracts Traded		
Stock Index Futures		Number of Contracts Traded		
ETF Futures		Number of Contracts Traded		
Interest Rate Futures		Number of Contracts Traded		
Currency Futures		Number of Contracts Traded		
Commodity Futures		Number of Contracts Traded		
Stock Options		Number of Contracts Traded		
Stock Index Options		Number of Contracts Traded		
ETF Options		Number of Contracts Traded		
Interest Rate Options		Number of Contracts Traded		
Currency Options		Number of Contracts Traded		
Commodity Options		Number of Contracts Traded		
Other Products	Products	Questions	2021	2022
		Value of Trading		
		Value of Trading		
		Value of Trading		
Sharia-compliant Securities	Products	Questions	2021	2022
Sukuk		Number of Instruments		
		Value of Instruments		
		Value of Trading		
Sharia-compliant Shares		Number of Companies		
Sharia-compliant Funds		Number of Instruments		
		Number of Instruments Listed		

General Information	Topics	Questions	Answers	
Member Exchange	Name of the Exchange Acronym of the Exchange Exchange Website Address Exchange E-mail Address		Amman Stock Exchange	
			ASE	
			www.exchange.jo	
			info@ase.com.jo	
Indicators and Operations	Value of Benchmark Index Number of Trading Days Local Currency / USD Rate		2021	2022
			2,119	2,502
			247	248
			0.7090	0.7090
Equities	Products	Questions	2021	2022
Shares	Number of Companies Market Capitalization Number of New Companies Investment Flows Value of Trading		172	170
		USD	21,855,677,972	USD 25,393,172,231
			3	3
		USD	15,132,413	USD 193,395,224
		USD	2,862,081,135	USD 2,804,999,138
Securitized Derivatives	Number of Instruments Value of Trading			
ETFs	Number of Instruments Value of Trading			
Investment Funds	Number of Instruments Value of Trading			
Debt Securities	Products	Questions	2021	2022
Domestic Public Instruments	Number of Instruments Value of Instruments Value of Trading		202	213
		USD	24,772,878,702	USD 26,485,190,409
		USD	156,560	USD -
Domestic Private Instruments	Number of Instruments Value of Instruments Value of Trading		2	3
		USD	54,104,372	USD 74,809,591
		USD	2,000,000	USD 31,213,950
Foreign Instruments	Number of Instruments Value of Instruments Value of Trading			
REPO	Value of Trading			
Derivatives	Products	Questions	2021	2022
Stock Futures	Number of Contracts Traded			
Stock Index Futures	Number of Contracts Traded			
ETF Futures	Number of Contracts Traded			
Interest Rate Futures	Number of Contracts Traded			
Currency Futures	Number of Contracts Traded			
Commodity Futures	Number of Contracts Traded			
Stock Options	Number of Contracts Traded			
Stock Index Options	Number of Contracts Traded			
ETF Options	Number of Contracts Traded			
Interest Rate Options	Number of Contracts Traded			
Currency Options	Number of Contracts Traded			
Commodity Options	Number of Contracts Traded			
Other Products	Products	Questions	2021	2022
	Value of Trading			
	Value of Trading			
	Value of Trading			
Sharia-compliant Securities	Products	Questions	2021	2022
Sukuk	Number of Instruments Value of Instruments Value of Trading			
Sharia-compliant Shares	Number of Companies			
Sharia-compliant Funds	Number of Instruments			
	Number of Instruments Listed			

(1)

General Information	Topics	Questions	Answers				
Member Exchange	Name of the Exchange Acronym of the Exchange Exchange Website Address Exchange E-mail Address		Borsa Istanbul				
			BIST				
			www.borsaistanbul.com				
			international@borsaistanbul.com				
Indicators and Operations	Value of Benchmark Index Number of Trading Days Local Currency / USD Rate		2021	2022			
			1,858	5,509			
			249	252			
			13.2200	18.7320			
Equities	Products	Questions	2021	2022			
			Shares	Number of Companies	427	462	
				Market Capitalization	USD 146,290,891,299	USD 330,011,020,000	
				Number of New Companies	53	39	
			Investment Flows	Investment Flows	USD 4,035,977,718	USD 1,983,800,000	
				Value of Trading	USD 858,682,663,821	USD 898,923,130,000	
				Securitized Derivatives	Number of Instruments	1,695	2,363
			Value of Trading		USD 2,999,400,000	USD 4,397,000,000	
			ETFs	Number of Instruments	15	15	
				Value of Trading	USD 1,674,900,000	USD 1,646,380,000	
			Investment Funds	Number of Instruments	53	9	
				Value of Trading	USD 19,173,340,000	USD 521,140,000	
			Debt Securities	Products	Questions	2021	2022
						Domestic Public Instruments	Number of Instruments
Value of Instruments	USD 78,602,060,000	USD 86,605,100,000					
Value of Trading	USD 37,791,230,000	USD 62,567,210,000					
Domestic Private Instruments	Number of Instruments	612				823	
	Value of Instruments	USD 9,295,310,000				USD 9,672,660,000	
	Value of Trading	USD 14,503,680,000				USD 19,655,950,000	
Foreign Instruments	Number of Instruments	-				-	
	Value of Instruments	-				-	
	Value of Trading	-				-	
REPO	Value of Trading	USD 1,629,276,782,804	USD 774,554,896,429				
Derivatives	Products	Questions	2021	2022			
			Stock Futures	Number of Contracts Traded	1,748,803,926	2,492,923,366	
			Stock Index Futures	Number of Contracts Traded	95,121,918	89,418,378	
			ETF Futures	Number of Contracts Traded			
			Interest Rate Futures	Number of Contracts Traded	7	11	
			Currency Futures	Number of Contracts Traded	96,247,118	70,367,507	
			Commodity Futures	Number of Contracts Traded	135,088,965	71,240,994	
			Stock Options	Number of Contracts Traded	10,926,398	8,469,623	
			Stock Index Options	Number of Contracts Traded	414,843	272,656	
			ETF Options	Number of Contracts Traded			
			Interest Rate Options	Number of Contracts Traded			
			Currency Options	Number of Contracts Traded	748,351	426,868	
			Commodity Options	Number of Contracts Traded			
			Other Products	Products	Questions	2021	2022
Gold	Value of Trading	USD 18,319,040,147				USD 30,064,254,713	
Silver	Value of Trading	USD 657,054,062				USD 735,718,873	
Platinum and Palladium	Value of Trading	USD 2,571,003				USD 2,127,637	
Sharia-compliant Securities	Products	Questions	2021	2022			
			Sukuk	Number of Instruments	111	148	
				Value of Instruments	USD 14,526,064,853	USD 17,404,926,532	
				Value of Trading	USD 7,550,474,434	USD 6,498,732,962	
			Sharia-compliant Shares	Number of Companies	169	200	
			Sharia-compliant Funds	Number of Instruments	7	5	
	Number of Instruments Listed						

General Information	Topics	Questions	Answers	
Member Exchange		Name of the Exchange	Bursa Malaysia Berhad	
		Acronym of the Exchange	BM	
		Exchange Website Address	www.bursamalaysia.com	
		Exchange E-mail Address	N/A	
Indicators and Operations			2021	2022
		Value of Benchmark Index	1,568	1,495
		Number of Trading Days	245	243
		Local Currency / USD Rate	4.1740	4.4150
Equities	Products	Questions	2021	2022
Shares		Number of Companies	947	970
		Market Capitalization	USD 414,683,051,590	USD 380,086,801,348
		Number of New Companies	30	35
		Investment Flows	USD 4,089,034,969	USD 5,897,915,539
		Value of Trading	USD 211,189,779,274	USD 116,478,209,274
Securitized Derivatives		Number of Instruments	1,008	966
		Value of Trading	USD 2,870,833,229	USD 3,131,950,255
ETFs		Number of Instruments	20	20
		Value of Trading	USD 59,626,211	USD 27,961,600
Investment Funds		Number of Instruments	20	21
		Value of Trading	USD 731,137,468	USD 560,119,783
Debt Securities	Products	Questions	2021	2022
Domestic Public Instruments		Number of Instruments		
		Value of Instruments		
		Value of Trading		
Domestic Private Instruments		Number of Instruments	15	11
		Value of Instruments	USD 725,262,759	USD 671,424,288
		Value of Trading	USD 57,668,463	USD 22,756,885
Foreign Instruments		Number of Instruments		
		Value of Instruments		
		Value of Trading		
REPO		Value of Trading		
Derivatives	Products	Questions	2021	2022
Stock Futures		Number of Contracts Traded	2,331	
Stock Index Futures		Number of Contracts Traded	2,706,030	2,850,140
ETF Futures		Number of Contracts Traded		
Interest Rate Futures		Number of Contracts Traded	140	
Currency Futures		Number of Contracts Traded		
Commodity Futures		Number of Contracts Traded	15,608,083	16,213,028
Stock Options		Number of Contracts Traded		
Stock Index Options		Number of Contracts Traded	6,929	5,350
ETF Options		Number of Contracts Traded		
Interest Rate Options		Number of Contracts Traded	-	
Currency Options		Number of Contracts Traded		
Commodity Options		Number of Contracts Traded	95,205	36,501
Other Products	Products	Questions	2021	2022
		Value of Trading		
		Value of Trading		
		Value of Trading		
Sharia-compliant Securities	Products	Questions	2021	2022
Sukuk		Number of Instruments	3	3
		Value of Instruments	USD 99,838,285	USD 92,819,932
		Value of Trading	USD 457,348	USD 513,937
Sharia-compliant Shares		Number of Companies	750	719
Sharia-compliant Funds		Number of Instruments	10	11
		Number of Instruments Listed		

General Information	Topics	Questions	Answers	
Member Exchange		Name of the Exchange	Baku Stock Exchange	
		Acronym of the Exchange	BSE	
		Exchange Website Address	www.bfb.az/en	
		Exchange E-mail Address	info@bse.az	
Indicators and Operations			2021	2022
		Value of Benchmark Index		
		Number of Trading Days	241	241
		Local Currency / USD Rate	0.5900	0.5900
Equities	Products	Questions	2021	2022
Shares		Number of Companies	19	29
		Market Capitalization	USD 1,594,405,882	USD 1,463,658,824
		Number of New Companies	1	4
		Investment Flows	USD 10,588,235	USD 23,000,000
		Value of Trading	USD 25,888,235	USD 37,764,706
Securitized Derivatives		Number of Instruments		
		Value of Trading		
ETFs		Number of Instruments		
		Value of Trading		
Investment Funds		Number of Instruments		
		Value of Trading		
Debt Securities	Products	Questions	2021	2022
Domestic Public Instruments		Number of Instruments	140	204
		Value of Instruments	USD 2,532,487,786	USD 6,267,941,882
		Value of Trading	USD 1,302,540,000	USD 5,550,832,309
Domestic Private Instruments		Number of Instruments	13	51
		Value of Instruments	USD 58,337,751	USD 6,045,588,235
		Value of Trading	USD 53,810,000	USD 242,345,363
Foreign Instruments		Number of Instruments	4	2
		Value of Instruments	USD 75,731,435	USD 14,705,882
		Value of Trading	USD 53,430,000	USD 14,447,609
REPO		Value of Trading	USD 4,233,138,437	USD 1,155,740,980
Derivatives	Products	Questions	2021	2022
Stock Futures		Number of Contracts Traded		
Stock Index Futures		Number of Contracts Traded		
ETF Futures		Number of Contracts Traded		
Interest Rate Futures		Number of Contracts Traded		
Currency Futures		Number of Contracts Traded		
Commodity Futures		Number of Contracts Traded		
Stock Options		Number of Contracts Traded		
Stock Index Options		Number of Contracts Traded		
ETF Options		Number of Contracts Traded		
Interest Rate Options		Number of Contracts Traded		
Currency Options		Number of Contracts Traded		
Commodity Options		Number of Contracts Traded		
Other Products	Products	Questions	2021	2022
		Value of Trading		
		Value of Trading		
		Value of Trading		
Sharia-compliant Securities	Products	Questions	2021	2022
Sukuk		Number of Instruments		
		Value of Instruments		
		Value of Trading		
Sharia-compliant Shares		Number of Companies		
Sharia-compliant Funds		Number of Instruments		
		Number of Instruments Listed		

General Information	Topics	Questions	Answers	
Member Exchange		Name of the Exchange	Bolsa de Valores de Moçambique	
		Acronym of the Exchange	BVM	
		Exchange Website Address	www.bvm.co.mz	
		Exchange E-mail Address	bvm@bvm.co.mz	
Indicators and Operations			2021	2022
		Value of Benchmark Index		
		Number of Trading Days	252	250
		Local Currency / USD Rate	64.4600	64.5000
Equities	Products	Questions	2021	2022
Shares		Number of Companies	12	12
		Market Capitalization	USD 302,776,781	USD 257,547,891
		Number of New Companies	2	1
		Investment Flows		
Securitized Derivatives		Value of Trading	USD 600,570	USD 1,268,726
		Number of Instruments		
ETFs		Value of Trading		
		Number of Instruments		
Investment Funds		Value of Trading		
		Number of Instruments		
Debt Securities	Products	Questions	2021	2022
Domestic Public Instruments		Number of Instruments	34	39
		Value of Instruments	USD 1,625,477,359	USD 2,205,626,897
		Value of Trading	USD 151,714,656	USD 218,903,613
Domestic Private Instruments		Number of Instruments	9	14
		Value of Instruments	USD 44,472,244	USD 76,076,807
		Value of Trading	USD 4,141,030	USD 1,257,800
Foreign Instruments		Number of Instruments		
		Value of Instruments		
		Value of Trading		
REPO		Value of Trading		
Derivatives	Products	Questions	2021	2022
Stock Futures		Number of Contracts Traded		
Stock Index Futures		Number of Contracts Traded		
ETF Futures		Number of Contracts Traded		
Interest Rate Futures		Number of Contracts Traded		
Currency Futures		Number of Contracts Traded		
Commodity Futures		Number of Contracts Traded		
Stock Options		Number of Contracts Traded		
Stock Index Options		Number of Contracts Traded		
ETF Options		Number of Contracts Traded		
Interest Rate Options		Number of Contracts Traded		
Currency Options		Number of Contracts Traded		
Commodity Options		Number of Contracts Traded		
Other Products	Products	Questions	2021	2022
		Value of Trading		
		Value of Trading		
		Value of Trading		
Sharia-compliant Securities	Products	Questions	2021	2022
Sukuk		Number of Instruments		
		Value of Instruments		
		Value of Trading		
Sharia-compliant Shares		Number of Companies		
Sharia-compliant Funds		Number of Instruments		
		Number of Instruments Listed		

General Information	Topics	Questions	Answers	
Member Exchange		Name of the Exchange	Bourse de Casablanca	
		Acronym of the Exchange	CSE(M)	
		Exchange Website Address	www.casablanca-bourse.com	
		Exchange E-mail Address	contact@casablanca-bourse.com	
Indicators and Operations			2021	2022
		Value of Benchmark Index	13,358	10,720
		Number of Trading Days	249	254
		Local Currency / USD Rate	9.2550	10.1600
Equities	Products	Questions	2021	2022
Shares		Number of Companies	76	76
		Market Capitalization	USD 74,566,630,000	USD 53,706,820,000
		Number of New Companies	1	7
		Investment Flows	USD 67,030,000	USD 263,440,000
		Value of Trading	USD 6,927,240,000	USD 5,046,500,000
Securitized Derivatives		Number of Instruments		
		Value of Trading		
ETFs		Number of Instruments		
		Value of Trading		
Investment Funds		Number of Instruments		
		Value of Trading		
Debt Securities	Products	Questions	2021	2022
Domestic Public Instruments		Number of Instruments	11	11
		Value of Instruments		
		Value of Trading	USD 7,690,000	USD 11,270,000
Domestic Private Instruments		Number of Instruments	24	20
		Value of Instruments		
		Value of Trading	USD 10,270,000	USD 19,860,000
Foreign Instruments		Number of Instruments		
		Value of Instruments		
		Value of Trading		
REPO		Value of Trading		
Derivatives	Products	Questions	2021	2022
Stock Futures		Number of Contracts Traded		
Stock Index Futures		Number of Contracts Traded		
ETF Futures		Number of Contracts Traded		
Interest Rate Futures		Number of Contracts Traded		
Currency Futures		Number of Contracts Traded		
Commodity Futures		Number of Contracts Traded		
Stock Options		Number of Contracts Traded		
Stock Index Options		Number of Contracts Traded		
ETF Options		Number of Contracts Traded		
Interest Rate Options		Number of Contracts Traded		
Currency Options		Number of Contracts Traded		
Commodity Options		Number of Contracts Traded		
Other Products	Products	Questions	2021	2022
		Value of Trading		
		Value of Trading		
		Value of Trading		
Sharia-compliant Securities	Products	Questions	2021	2022
Sukuk		Number of Instruments		
		Value of Instruments		
		Value of Trading		
Sharia-compliant Shares		Number of Companies		
Sharia-compliant Funds		Number of Instruments		
		Number of Instruments Listed		

General Information	Topics	Questions	Answers	
Member Exchange		Name of the Exchange	Dubai Financial Market	
		Acronym of the Exchange	DFM	
		Exchange Website Address	www.dfm.ae	
		Exchange E-mail Address	customerservice@dfm.ae	
Indicators and Operations			2021	2022
		Value of Benchmark Index	3,196	3,336
		Number of Trading Days	249	252
		Local Currency / USD Rate	3.6700	3.6700
Equities	Products	Questions	2021	2022
Shares		Number of Companies	62	67
		Market Capitalization	USD 112,113,944,305	USD 158,759,690,000
		Number of New Companies	-	6
		Investment Flows	USD -	USD 8,446,866,485
		Value of Trading	USD 19,704,952,786	USD 24,777,730,000
Securitized Derivatives		Number of Instruments		
		Value of Trading		
ETFs		Number of Instruments	2	2
		Value of Trading	USD 4,005,808	USD 16,744,701
Investment Funds		Number of Instruments	1	1
		Value of Trading	USD -	USD -
Debt Securities	Products	Questions	2021	2022
Domestic Public Instruments		Number of Instruments	6	5
		Value of Instruments	USD 6,150,000,000	USD 5,500,000,000
		Value of Trading	USD -	USD -
Domestic Private Instruments		Number of Instruments		
		Value of Instruments		
		Value of Trading		
Foreign Instruments		Number of Instruments		
		Value of Instruments		
		Value of Trading		
REPO		Value of Trading		
Derivatives	Products	Questions	2021	2022
Stock Futures		Number of Contracts Traded	426,320	537,991.00
Stock Index Futures		Number of Contracts Traded		
ETF Futures		Number of Contracts Traded		
Interest Rate Futures		Number of Contracts Traded		
Currency Futures		Number of Contracts Traded		
Commodity Futures		Number of Contracts Traded		
Stock Options		Number of Contracts Traded		
Stock Index Options		Number of Contracts Traded		
ETF Options		Number of Contracts Traded		
Interest Rate Options		Number of Contracts Traded		
Currency Options		Number of Contracts Traded		
Commodity Options		Number of Contracts Traded		
Other Products	Products	Questions	2021	2022
REIT		Value of Trading	USD 21,335	USD 184
		Value of Trading		
		Value of Trading		
Sharia-compliant Securities	Products	Questions	2021	2022
Sukuk		Number of Instruments		
		Value of Instruments		
		Value of Trading		
Sharia-compliant Shares		Number of Companies		
Sharia-compliant Funds		Number of Instruments		
		Number of Instruments Listed		

General Information	Topics	Questions	Answers	
Member Exchange		Name of the Exchange	Dhaka Stock Exchange Limited	
		Acronym of the Exchange	DSE	
		Exchange Website Address	www.dsebd.org	
		Exchange E-mail Address	info@dse.com.bd	
Indicators and Operations			2021	2022
		Value of Benchmark Index	6,757	6,207
		Number of Trading Days	240	244
		Local Currency / USD Rate	85.8000	105.5200
Equities	Products	Questions	2021	2022
Shares		Number of Companies	345	354
		Market Capitalization	USD 55,717,458,561	USD 41,656,000,000
		Number of New Companies	19	9
		Investment Flows	USD 301,000,000	USD 104,000,000
		Value of Trading	USD 41,256,249,304	USD 22,204,341,540
Securitized Derivatives		Number of Instruments		
		Value of Trading		
ETFs		Number of Instruments		
		Value of Trading		
Investment Funds		Number of Instruments	37	37
		Value of Trading	USD 917,000,000	USD 131,000,000
Debt Securities	Products	Questions	2021	2022
Domestic Public Instruments		Number of Instruments	222	248
		Value of Instruments	USD 6,973,394,411	USD 29,719,016,441
		Value of Trading	USD -	USD -
Domestic Private Instruments		Number of Instruments	5	9
		Value of Instruments	USD 71,875,641	USD 356,236,732
		Value of Trading	USD 2,000,000	USD 32,000,000
Foreign Instruments		Number of Instruments		
		Value of Instruments		
		Value of Trading		
REPO		Value of Trading		
Derivatives	Products	Questions	2021	2022
Stock Futures		Number of Contracts Traded		
Stock Index Futures		Number of Contracts Traded		
ETF Futures		Number of Contracts Traded		
Interest Rate Futures		Number of Contracts Traded		
Currency Futures		Number of Contracts Traded		
Commodity Futures		Number of Contracts Traded		
Stock Options		Number of Contracts Traded		
Stock Index Options		Number of Contracts Traded		
ETF Options		Number of Contracts Traded		
Interest Rate Options		Number of Contracts Traded		
Currency Options		Number of Contracts Traded		
Commodity Options		Number of Contracts Traded		
Other Products	Products	Questions	2021	2022
		Value of Trading		
		Value of Trading		
		Value of Trading		
Sharia-compliant Securities	Products	Questions	2021	2022
Sukuk		Number of Instruments		
		Value of Instruments		
		Value of Trading		
Sharia-compliant Shares		Number of Companies		
Sharia-compliant Funds		Number of Instruments		
		Number of Instruments Listed		

General Information	Topics	Questions	Answers	
Member Exchange		Name of the Exchange	The Egyptian Exchange	
		Acronym of the Exchange	EGX	
		Exchange Website Address	www.egx.com.eg	
		Exchange E-mail Address	info@egx.com.eg	
Indicators and Operations			2021	2022
		Value of Benchmark Index	11,949	14,599
		Number of Trading Days	244	244
		Local Currency / USD Rate	15.7100	19.1600
Equities	Products	Questions	2021	2022
Shares		Number of Companies	242	240
		Market Capitalization	USD 48,731,450,000	USD 38,852,960,000
		Number of New Companies	3	1
		Investment Flows	USD 1,679,590,000	USD 1,578,160,000
		Value of Trading	USD 23,540,020,000	USD 14,070,280,000
Securitized Derivatives		Number of Instruments		
		Value of Trading		
ETFs		Number of Instruments	1	1
		Value of Trading	USD 240,000	USD 600,000
Investment Funds		Number of Instruments		
		Value of Trading		
Debt Securities	Products	Questions	2021	2022
Domestic Public Instruments		Number of Instruments	173	223
		Value of Instruments		
		Value of Trading	USD 34,591,380,000	USD 25,498,990,000
Domestic Private Instruments		Number of Instruments	41	54
		Value of Instruments		
		Value of Trading	USD 6,630,000	
Foreign Instruments		Number of Instruments		
		Value of Instruments		
		Value of Trading		
REPO		Value of Trading		
Derivatives	Products	Questions	2021	2022
Stock Futures		Number of Contracts Traded		
Stock Index Futures		Number of Contracts Traded		
ETF Futures		Number of Contracts Traded		
Interest Rate Futures		Number of Contracts Traded		
Currency Futures		Number of Contracts Traded		
Commodity Futures		Number of Contracts Traded		
Stock Options		Number of Contracts Traded		
Stock Index Options		Number of Contracts Traded		
ETF Options		Number of Contracts Traded		
Interest Rate Options		Number of Contracts Traded		
Currency Options		Number of Contracts Traded		
Commodity Options		Number of Contracts Traded		
Other Products	Products	Questions	2021	2022
		Value of Trading		
		Value of Trading		
		Value of Trading		
Sharia-compliant Securities	Products	Questions	2021	2022
Sukuk		Number of Instruments		
		Value of Instruments		
		Value of Trading		
Sharia-compliant Shares		Number of Companies		
Sharia-compliant Funds		Number of Instruments		
		Number of Instruments Listed		

General Information	Topics	Questions	Answers	
Member Exchange		<i>Name of the Exchange</i>	The Egyptian Exchange	
		<i>Acronym of the Exchange</i>	EGX	
		<i>Exchange Website Address</i>	www.egx.com.eg	
		<i>Exchange E-mail Address</i>	info@egx.com.eg	
Indicators and Operations			2021	2022
		<i>Value of Benchmark Index</i>	11,949	14,599
		<i>Number of Trading Days</i>	244	244
		<i>Local Currency / USD Rate</i>	15.7100	19.1600
Equities	Products	Questions	2021	2022
Shares		<i>Number of Companies</i>	242	240
		<i>Market Capitalization</i>	USD 48,731,450,000	USD 38,852,960,000
		<i>Number of New Companies</i>	3	1
		<i>Investment Flows</i>	USD 1,679,590,000	USD 1,578,160,000
		<i>Value of Trading</i>	USD 23,540,020,000	USD 14,070,280,000
Securitized Derivatives		<i>Number of Instruments</i>		
		<i>Value of Trading</i>		
ETFs		<i>Number of Instruments</i>	1	1
		<i>Value of Trading</i>	USD 240,000	USD 600,000
Investment Funds		<i>Number of Instruments</i>		
		<i>Value of Trading</i>		
Debt Securities	Products	Questions	2021	2022
Domestic Public Instruments		<i>Number of Instruments</i>	173	223
		<i>Value of Instruments</i>		
		<i>Value of Trading</i>	USD 34,591,380,000	USD 25,498,990,000
Domestic Private Instruments		<i>Number of Instruments</i>	41	54
		<i>Value of Instruments</i>		
		<i>Value of Trading</i>	USD 6,630,000	
Foreign Instruments		<i>Number of Instruments</i>		
		<i>Value of Instruments</i>		
		<i>Value of Trading</i>		
REPO		<i>Value of Trading</i>		
Derivatives	Products	Questions	2021	2022
Stock Futures		<i>Number of Contracts Traded</i>		
Stock Index Futures		<i>Number of Contracts Traded</i>		
ETF Futures		<i>Number of Contracts Traded</i>		
Interest Rate Futures		<i>Number of Contracts Traded</i>		
Currency Futures		<i>Number of Contracts Traded</i>		
Commodity Futures		<i>Number of Contracts Traded</i>		
Stock Options		<i>Number of Contracts Traded</i>		
Stock Index Options		<i>Number of Contracts Traded</i>		
ETF Options		<i>Number of Contracts Traded</i>		
Interest Rate Options		<i>Number of Contracts Traded</i>		
Currency Options		<i>Number of Contracts Traded</i>		
Commodity Options		<i>Number of Contracts Traded</i>		
Other Products	Products	Questions	2021	2022
		<i>Value of Trading</i>		
		<i>Value of Trading</i>		
		<i>Value of Trading</i>		
Sharia-compliant Securities	Products	Questions	2021	2022
Sukuk		<i>Number of Instruments</i>		
		<i>Value of Instruments</i>		
		<i>Value of Trading</i>		
Sharia-compliant Shares		<i>Number of Companies</i>		
Sharia-compliant Funds		<i>Number of Instruments</i>		
		<i>Number of Instruments Listed</i>		

General Information	Topics	Questions	Answers	
Member Exchange	Name of the Exchange Acronym of the Exchange Exchange Website Address Exchange E-mail Address		Indonesia Stock Exchange	
			IDX	
			www.idx.co.id	
Indicators and Operations	Value of Benchmark Index Number of Trading Days Local Currency / USD Rate		2021	2022
			6,581	6,851
			247	246
			14,269.0000	15,592.0000
Equities	Products	Questions	2021	2022
Shares	Number of Companies Market Capitalization Number of New Companies Investment Flows Value of Trading		766	825
		USD	578,570,575,442	609,231,583,125
			54	59
		USD	4,387,721,696	2,125,400,245
		USD	231,476,094,854	232,035,467,620
Securitized Derivatives	Number of Instruments Value of Trading		18	18
		USD	14,003,038	17,808,553
ETFs	Number of Instruments Value of Trading		50	50
		USD	19,972,141	13,289,740
Investment Funds	Number of Instruments Value of Trading			
Debt Securities	Products	Questions	2021	2022
Domestic Public Instruments	Number of Instruments Value of Instruments Value of Trading		123	124
		USD	316,909,203,798	340,522,708,504
		USD	976,677,850,341	775,946,934,851
Domestic Private Instruments	Number of Instruments Value of Instruments Value of Trading		878	927
		USD	30,159,136,491	28,557,596,775
		USD	24,451,399,059	31,560,274,659
Foreign Instruments	Number of Instruments Value of Instruments Value of Trading			
REPO	Value of Trading			
Derivatives	Products	Questions	2021	2022
Stock Futures	Number of Contracts Traded			
Stock Index Futures	Number of Contracts Traded			
ETF Futures	Number of Contracts Traded			
Interest Rate Futures	Number of Contracts Traded			
Currency Futures	Number of Contracts Traded			
Commodity Futures	Number of Contracts Traded			
Stock Options	Number of Contracts Traded			
Stock Index Options	Number of Contracts Traded			
ETF Options	Number of Contracts Traded			
Interest Rate Options	Number of Contracts Traded			
Currency Options	Number of Contracts Traded			
Commodity Options	Number of Contracts Traded			
Other Products	Products	Questions	2021	2022
	Value of Trading			
	Value of Trading			
	Value of Trading			
Sharia-compliant Securities	Products	Questions	2021	2022
Sukuk	Number of Instruments Value of Instruments Value of Trading		227	309
		USD	59,007,135,468	65,551,970,049
		USD	5,874,753,789	4,145,534,604
Sharia-compliant Shares	Number of Companies		480	510
Sharia-compliant Funds	Number of Instruments		3	3
	Number of Instruments Listed			

(1)

(2)

General Information	Topics	Questions	Answers	
Member Exchange	Name of the Exchange		Iran Fara Bourse Securities Exchange	
		Acronym of the Exchange	IFB	
		Exchange Website Address	www.ifb.ir	
		Exchange E-mail Address	info@ifb.ir	
	Indicators and Operations		2021	2022
	Value of Benchmark Index	18,836	5,222	
	Number of Trading Days	238	239	
	Local Currency / USD Rate	42,000.0000	42,000.0000	
Equities	Products	Questions	2021	2022
Shares	Number of Companies		154	169
		Market Capitalization	USD 247,496,520,000	USD 265,469,730,000
		Number of New Companies	14	17
	Investment Flows	Value of Flows	USD 3,850,510,000	USD 5,204,220,000
		Value of Trading	USD 99,339,040,000	USD 76,869,720,000
Securitized Derivatives	Number of Instruments	45	38	
	Value of Trading	USD 613,590,000	USD 1,256,080,000	
ETFs	Number of Instruments	47	69	
	Value of Trading	USD 25,129,420,000	USD 58,603,200,000	
Investment Funds	Number of Instruments	157	181	
	Value of Trading	USD 52,848,570,000	USD 80,964,850,000	
Debt Securities	Products	Questions	2021	2022
Domestic Public Instruments	Number of Instruments			112
		Value of Instruments	USD	84,047,630,000
		Value of Trading	USD	2,031,868,500,000
Domestic Private Instruments	Number of Instruments			62
		Value of Instruments	USD	11,610,430,000
		Value of Trading	USD	84,507,470,000
Foreign Instruments	Number of Instruments			
		Value of Instruments		
		Value of Trading		
REPO	Value of Trading			
Derivatives	Products	Questions	2021	2022
Stock Futures	Number of Contracts Traded			
Stock Index Futures	Number of Contracts Traded			
ETF Futures	Number of Contracts Traded			
Interest Rate Futures	Number of Contracts Traded			
Currency Futures	Number of Contracts Traded			
Commodity Futures	Number of Contracts Traded			
Stock Options	Number of Contracts Traded	2,764,180,104	1,954,090,459	
Stock Index Options	Number of Contracts Traded			
ETF Options	Number of Contracts Traded			103,509
Interest Rate Options	Number of Contracts Traded	-		
Currency Options	Number of Contracts Traded			
Commodity Options	Number of Contracts Traded			
Other Products	Products	Questions	2021	2022
	Value of Trading			
	Value of Trading			
	Value of Trading			
Sharia-compliant Securities	Products	Questions	2021	2022
Sukuk	Number of Instruments			
		Value of Instruments		
		Value of Trading		
Sharia-compliant Shares	Number of Companies			
Sharia-compliant Funds	Number of Instruments			
	Number of Instruments Listed			

General Information	Topics	Questions	Answers	
Member Exchange		Name of the Exchange	Kazakhstan Stock Exchange	
		Acronym of the Exchange	KASE	
		Exchange Website Address	www.kase.kz	
		Exchange E-mail Address	info@kase.kz	
Indicators and Operations			2021	2022
		Value of Benchmark Index	3,675	3,252
		Number of Trading Days	245	245
		Local Currency / USD Rate	435.0000	460.1700
Equities	Products	Questions	2021	2022
Shares		Number of Companies	147	142
		Market Capitalization	USD 65,696,920,000	USD 45,705,580,000
		Number of New Companies		
		Investment Flows		
Securitized Derivatives		Value of Trading	USD 981,640,000	USD 718,820,000
		Number of Instruments		
ETFs		Value of Trading	USD 4,130,000	USD 4,740,000
		Number of Instruments	6	12
Investment Funds		Value of Trading	USD 83,090,000	USD 15,700,000
		Number of Instruments	19	21
Debt Securities	Products	Questions	2021	2022
Domestic Public Instruments		Number of Instruments	301	280
		Value of Instruments		
		Value of Trading	USD 8,101,750,000	USD 12,717,830,000
Domestic Private Instruments		Number of Instruments	290	324
		Value of Instruments		
		Value of Trading	USD 4,438,230,000	USD 5,197,000,000
Foreign Instruments		Number of Instruments	119	125
		Value of Instruments		
		Value of Trading	USD 523,610,000	USD 721,610,000
REPO		Value of Trading		
Derivatives	Products	Questions	2021	2022
Stock Futures		Number of Contracts Traded		
Stock Index Futures		Number of Contracts Traded		
ETF Futures		Number of Contracts Traded		
Interest Rate Futures		Number of Contracts Traded		
Currency Futures		Number of Contracts Traded		
Commodity Futures		Number of Contracts Traded		
Stock Options		Number of Contracts Traded		
Stock Index Options		Number of Contracts Traded		
ETF Options		Number of Contracts Traded		
Interest Rate Options		Number of Contracts Traded		
Currency Options		Number of Contracts Traded		
Commodity Options		Number of Contracts Traded		
Other Products	Products	Questions	2021	2022
		Value of Trading		
		Value of Trading		
		Value of Trading		
Sharia-compliant Securities	Products	Questions	2021	2022
Sukuk		Number of Instruments		
		Value of Instruments		
		Value of Trading		
Sharia-compliant Shares		Number of Companies		
Sharia-compliant Funds		Number of Instruments		
		Number of Instruments Listed		

General Information	Topics	Questions	Answers	
Member Exchange		Name of the Exchange	Maldives Stock Exchange Company Pvt Ltd	
		Acronym of the Exchange	MSE	
		Exchange Website Address	https://stockexchange.mv/	
		Exchange E-mail Address	info@stockexchange.mv	
Indicators and Operations			2021	2022
		Value of Benchmark Index	16,322,636,715	26,585,027,016
		Number of Trading Days	223	241
		Local Currency / USD Rate	15.4200	15.4200
Equities	Products	Questions	2021	2022
Shares		Number of Companies	9	9
		Market Capitalization	USD 1,058,536,752	USD 1,724,061,415
		Number of New Companies		
		Investment Flows	USD -	USD -
Securitized Derivatives		Value of Trading	USD 461,769	USD 1,919,953
		Number of Instruments		
ETFs		Value of Trading		
		Number of Instruments		
Investment Funds		Value of Trading		
		Number of Instruments		
Debt Securities	Products	Questions	2021	2022
Domestic Public Instruments		Number of Instruments	8	8
		Value of Instruments	USD 36,856,420	USD 36,856,420
		Value of Trading	USD -	USD 584
Domestic Private Instruments		Number of Instruments		
		Value of Instruments		
		Value of Trading		
Foreign Instruments		Number of Instruments		
		Value of Instruments		
		Value of Trading		
REPO		Value of Trading		
Derivatives	Products	Questions	2021	2022
Stock Futures		Number of Contracts Traded		
Stock Index Futures		Number of Contracts Traded		
ETF Futures		Number of Contracts Traded		
Interest Rate Futures		Number of Contracts Traded		
Currency Futures		Number of Contracts Traded		
Commodity Futures		Number of Contracts Traded		
Stock Options		Number of Contracts Traded		
Stock Index Options		Number of Contracts Traded		
ETF Options		Number of Contracts Traded		
Interest Rate Options		Number of Contracts Traded		
Currency Options		Number of Contracts Traded		
Commodity Options		Number of Contracts Traded		
Other Products	Products	Questions	2021	2022
		Value of Trading		
		Value of Trading		
		Value of Trading		
Sharia-compliant Securities	Products	Questions	2021	2022
Sukuk		Number of Instruments	4	4
		Value of Instruments	USD 36,856,420	USD 36,856,420
		Value of Trading	USD -	USD 584
Sharia-compliant Shares		Number of Companies	1	1
Sharia-compliant Funds		Number of Instruments	4	4
		Number of Instruments Listed		

General Information	Topics	Questions	Answers				
Member Exchange		Name of the Exchange	Pakistan Stock Exchange				
		Acronym of the Exchange	PSX				
		Exchange Website Address	www.psx.com.pk				
		Exchange E-mail Address	info@psx.com.pk				
Indicators and Operations			2021	2022			
		Value of Benchmark Index	44,596	40,420			
		Number of Trading Days	247	248			
		Local Currency / USD Rate	176.7305	226.6811			
Equities	Products	Questions	2021	2022			
			Shares	Number of Companies	531	531	
				Market Capitalization	USD 43,482,233,722	USD 28,678,296,591	
				Number of New Companies	6	3	
				Investment Flows	USD 109,088,590	USD 3,705,646	
			Securitized Derivatives	Value of Trading	USD 23,667,052,057	USD 7,599,020,057	
				Number of Instruments			
			ETFs	Value of Trading			
				Number of Instruments	4	7	
			Investment Funds	Value of Trading	USD 558,841	USD 5,627,969	
				Number of Instruments	210	224	
			Debt Securities	Products	Questions	2021	2022
						Domestic Public Instruments	Number of Instruments
Value of Instruments							
Value of Trading	USD 2,092,055	USD 389,704					
Domestic Private Instruments	Number of Instruments	19				32	
	Value of Instruments						
	Value of Trading	USD 25,689				USD 92,684,525	
Foreign Instruments	Number of Instruments						
	Value of Instruments						
REPO	Value of Trading						
	Value of Trading						
Derivatives	Products	Questions	2021	2022			
			Stock Futures	69,597,983	46,393,267		
			Stock Index Futures				
			ETF Futures				
			Interest Rate Futures				
			Currency Futures				
			Commodity Futures				
			Stock Options				
			Stock Index Options				
			ETF Options				
			Interest Rate Options				
			Currency Options				
			Commodity Options				
Other Products	Products	Questions	2021	2022			
			Value of Trading				
			Value of Trading				
Sharia-compliant Securities	Products	Questions	2021	2022			
			Sukuk	Number of Instruments	13	12	
				Value of Instruments	USD 2,814,097,171	USD 2,007,916,849	
				Value of Trading			
			Sharia-compliant Shares	Number of Companies	252	225	
Sharia-compliant Funds	Number of Instruments	86	104				
		Number of Instruments Listed					

(1)

(2)

(3)

(4)

General Information	Topics	Questions	Answers				
Member Exchange		Name of the Exchange	Qatar Stock Exchange				
		Acronym of the Exchange	QSE				
		Exchange Website Address	www.qe.com.qa				
		Exchange E-mail Address	info@qe.qa				
Indicators and Operations			2021	2022			
		Value of Benchmark Index	11,626	10,681			
		Number of Trading Days	249	248			
		Local Currency / USD Rate	3.6400	3.6400			
Equities	Products	Questions	2021	2022			
			Shares	Number of Companies	48	47	
				Market Capitalization	USD 183,399,476,002	USD 167,092,281,122	
				Number of New Companies	1	-	
				Investment Flows	USD 1,974,576,821	USD 4,807,224,262	
			Securitized Derivatives	Value of Trading	USD 31,189,862,660	USD 44,321,940,952	
				Number of Instruments			
			ETFs	Value of Trading			
				Number of Instruments	2	2	
			Investment Funds	Value of Trading	USD 56,832,634	USD 70,293,188	
				Number of Instruments			
			Debt Securities	Products	Questions	2021	2022
						Domestic Public Instruments	Number of Instruments
Value of Instruments	USD 27,564,023,411	USD 23,440,934,066					
Value of Trading	USD 3,113,203,296	USD 1,003,351,720					
Domestic Private Instruments	Number of Instruments						
	Value of Instruments						
	Value of Trading						
Foreign Instruments	Number of Instruments						
	Value of Instruments						
	Value of Trading						
REPO	Value of Trading						
Derivatives	Products	Questions	2021	2022			
			Stock Futures	Number of Contracts Traded			
			Stock Index Futures	Number of Contracts Traded			
			ETF Futures	Number of Contracts Traded			
			Interest Rate Futures	Number of Contracts Traded			
			Currency Futures	Number of Contracts Traded			
			Commodity Futures	Number of Contracts Traded			
			Stock Options	Number of Contracts Traded			
			Stock Index Options	Number of Contracts Traded			
			ETF Options	Number of Contracts Traded			
			Interest Rate Options	Number of Contracts Traded			
			Currency Options	Number of Contracts Traded			
			Commodity Options	Number of Contracts Traded			
Other Products	Products	Questions	2021	2022			
			Value of Trading				
			Value of Trading				
Sharia-compliant Securities	Products	Questions	2021	2022			
			Sukuk	Number of Instruments			
				Value of Instruments			
				Value of Trading			
Sharia-compliant Shares	Number of Companies	21	21				
Sharia-compliant Funds	Number of Instruments						
		Number of Instruments Listed					

General Information	Topics	Questions	Answers	
Member Exchange	Name of the Exchange		Algiers Stock Exchange	
		Acronym of the Exchange	SGBV	
		Exchange Website Address	www.sgbv.dz	
		Exchange E-mail Address	direction.generale@sgbv.dz	
	Indicators and Operations		2021	2022
	Value of Benchmark Index	1,924	3,082	
	Number of Trading Days	152	156	
	Local Currency / USD Rate	138.8376	137.2214	
Equities	Products	Questions	2021	2022
Shares	Number of Companies		5	5
		Market Capitalization	USD 328,730,192	USD 491,343,399
		Number of New Companies		
		Investment Flows		
	Value of Trading	USD 921,275	USD 1,007,818	
Securitized Derivatives	Number of Instruments			
	Value of Trading			
ETFs	Number of Instruments			
	Value of Trading			
Investment Funds	Number of Instruments			
	Value of Trading			
Debt Securities	Products	Questions	2021	2022
Domestic Public Instruments	Number of Instruments		30	29
		Value of Instruments	USD 3,692,421,938	USD 4,597,096,371
		Value of Trading	USD 235,838,398	USD 699,510,948
Domestic Private Instruments	Number of Instruments			
	Value of Instruments			
	Value of Trading			
Foreign Instruments	Number of Instruments			
	Value of Instruments			
	Value of Trading			
REPO	Value of Trading			
Derivatives	Products	Questions	2021	2022
Stock Futures	Number of Contracts Traded			
Stock Index Futures	Number of Contracts Traded			
ETF Futures	Number of Contracts Traded			
Interest Rate Futures	Number of Contracts Traded			
Currency Futures	Number of Contracts Traded			
Commodity Futures	Number of Contracts Traded			
Stock Options	Number of Contracts Traded			
Stock Index Options	Number of Contracts Traded			
ETF Options	Number of Contracts Traded			
Interest Rate Options	Number of Contracts Traded			
Currency Options	Number of Contracts Traded			
Commodity Options	Number of Contracts Traded			
Other Products	Products	Questions	2021	2022
	Value of Trading			
	Value of Trading			
	Value of Trading			
Sharia-compliant Securities	Products	Questions	2021	2022
Sukuk	Number of Instruments			
	Value of Instruments			
	Value of Trading			
Sharia-compliant Shares	Number of Companies			
Sharia-compliant Funds	Number of Instruments			
	Number of Instruments Listed			

General Information	Topics	Questions	Answers	
Member Exchange		Name of the Exchange	Saudi Exchange	
		Acronym of the Exchange	Tadawul	
		Exchange Website Address	www.saudiexchange.sa	
		Exchange E-mail Address	mio@tadawul.com.sa	
Indicators and Operations			2021	2022
		Value of Benchmark Index	11,282	10,478
		Number of Trading Days	248	250
		Local Currency / USD Rate	3.7500	3.7500
Equities	Products	Questions	2021	2022
Shares		Number of Companies	210	223
		Market Capitalization	USD 2,674,180,435,744	USD 2,643,516,523,740
		Number of New Companies	10	18
		Investment Flows	USD 5,663,234,745	USD 13,481,285,629
		Value of Trading	USD 599,270,877,045	USD 459,073,051,431
Securitized Derivatives		Number of Instruments	5	55
		Value of Trading	USD 11,975,640	USD 24,429,875
ETFs		Number of Instruments	6	7
		Value of Trading	USD 709,404,970	USD 554,496,860
Investment Funds		Number of Instruments	254	253
		Value of Trading		
Debt Securities	Products	Questions	2021	2022
Domestic Public Instruments		Number of Instruments	74	70
		Value of Instruments	USD 8,050,395,535	USD 3,170,715,119
		Value of Trading	USD 2,349	USD 2,173
Domestic Private Instruments		Number of Instruments	5	4
		Value of Instruments	USD 26,720,000	USD 25,592,007
		Value of Trading	USD 1	USD 3,624
Foreign Instruments		Number of Instruments		
		Value of Instruments		
		Value of Trading		
REPO		Value of Trading		
Derivatives	Products	Questions	2021	2022
Stock Futures		Number of Contracts Traded		
Stock Index Futures		Number of Contracts Traded		
ETF Futures		Number of Contracts Traded		
Interest Rate Futures		Number of Contracts Traded		
Currency Futures		Number of Contracts Traded		
Commodity Futures		Number of Contracts Traded		
Stock Options		Number of Contracts Traded		
Stock Index Options		Number of Contracts Traded		
ETF Options		Number of Contracts Traded		
Interest Rate Options		Number of Contracts Traded		
Currency Options		Number of Contracts Traded		
Commodity Options		Number of Contracts Traded		
Other Products	Products	Questions	2021	2022
		Value of Trading		
		Value of Trading		
		Value of Trading		
Sharia-compliant Securities	Products	Questions	2021	2022
Sukuk		Number of Instruments		
		Value of Instruments		
		Value of Trading		
Sharia-compliant Shares		Number of Companies		
Sharia-compliant Funds		Number of Instruments		
		Number of Instruments Listed		

General Information	Topics	Questions	Answers	
Member Exchange	Name of the Exchange Acronym of the Exchange Exchange Website Address Exchange E-mail Address		Tehran Stock Exchange	
			TSE	
			www.tse.ir	
			int@tse.ir	
Indicators and Operations	Value of Benchmark Index Number of Trading Days Local Currency / USD Rate		2021	2022
			1,397,311	1,590,495
			238	240
			42,000.0000	42,000.0000
Equities	Products	Questions	2021	2022
Shares	Number of Companies Market Capitalization Number of New Companies Investment Flows Value of Trading		380	377
		USD	1,335,322,002,429	USD 1,401,409,862,509
			13	2
		USD	1,275,461,785	USD 1,180,272,340
Securitized Derivatives	Number of Instruments Value of Trading			
		USD	264,474,685,627	USD 199,493,832,485
ETFs	Number of Instruments Value of Trading		31	42
		USD	77,660,845,147	USD 86,891,855,846
Investment Funds	Number of Instruments Value of Trading			
Debt Securities	Products	Questions	2021	2022
Domestic Public Instruments	Number of Instruments Value of Instruments Value of Trading		70	118
		USD	7,738,428,083	USD 17,637,353,447
		USD	9,904,208,320	USD 20,856,086,148
Domestic Private Instruments	Number of Instruments Value of Instruments Value of Trading			
Foreign Instruments	Number of Instruments Value of Instruments Value of Trading			
REPO	Value of Trading			
Derivatives	Products	Questions	2021	2022
Stock Futures	Number of Contracts Traded			
Stock Index Futures	Number of Contracts Traded			
ETF Futures	Number of Contracts Traded			
Interest Rate Futures	Number of Contracts Traded			
Currency Futures	Number of Contracts Traded			
Commodity Futures	Number of Contracts Traded			
Stock Options	Number of Contracts Traded		44,313,585	212,591,587
Stock Index Options	Number of Contracts Traded			
ETF Options	Number of Contracts Traded			
Interest Rate Options	Number of Contracts Traded			
Currency Options	Number of Contracts Traded			
Commodity Options	Number of Contracts Traded			
Other Products	Products	Questions	2021	2022
Embedded Put Options	Value of Trading Value of Trading Value of Trading	USD	269,336	USD 1,289,202
Sharia-compliant Securities	Products	Questions	2021	2022
Sukuk	Number of Instruments Value of Instruments Value of Trading		39	62
		USD	5,386,531,845	USD 10,444,170,870
		USD	7,659,773,724	USD 12,474,195,311
Sharia-compliant Shares	Number of Companies		380	377
Sharia-compliant Funds	Number of Instruments		31	56
	Number of Instruments Listed			

Notes for the Individual Responses

The notes that responding Members have added when answering the survey are listed below for reference:

- **ASE (1):** The value includes Regular Market and OTC Market.
- **IDX (1):** Corp. Sukuk + Gov. Sukuk + Gov. Sukuk USD
- **IDX (2):** Sharia ETF, Dinfra, REIT
- **PSX (1):** Open-end funds are listed, but not traded
- **PSX (2):** ETF futures are opened/listed, but not traded
- **PSX (3):** Issue size/notional value of bond
- **PSX (4):** Open-end Islamic funds are listed, but not traded

