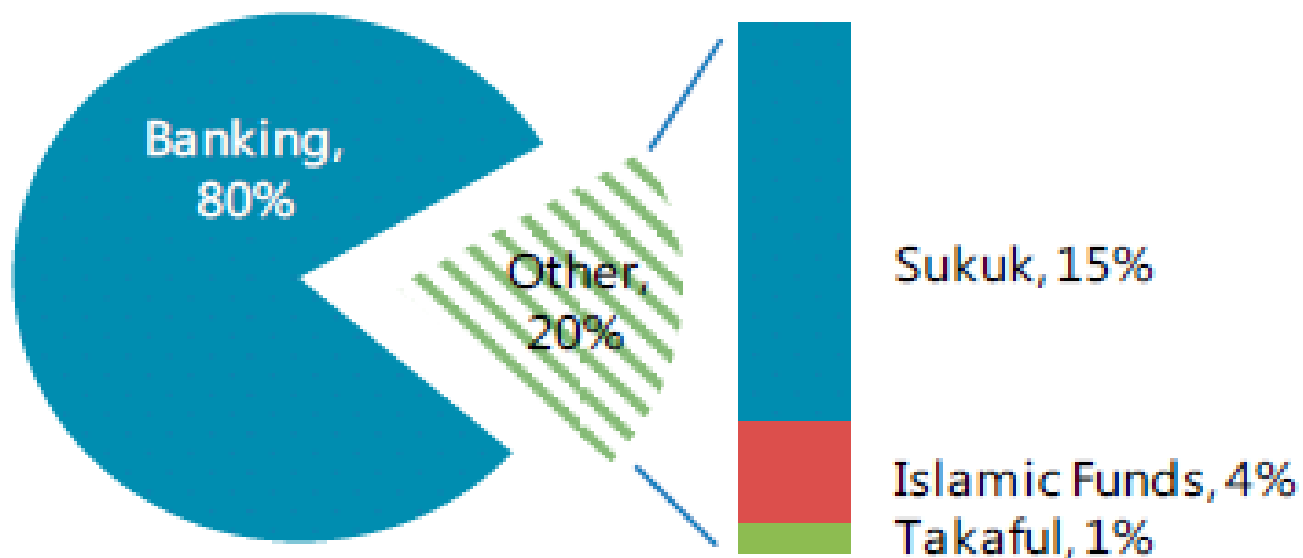


# The challenges that Exchanges face amid circumstances in the Islamic Countries



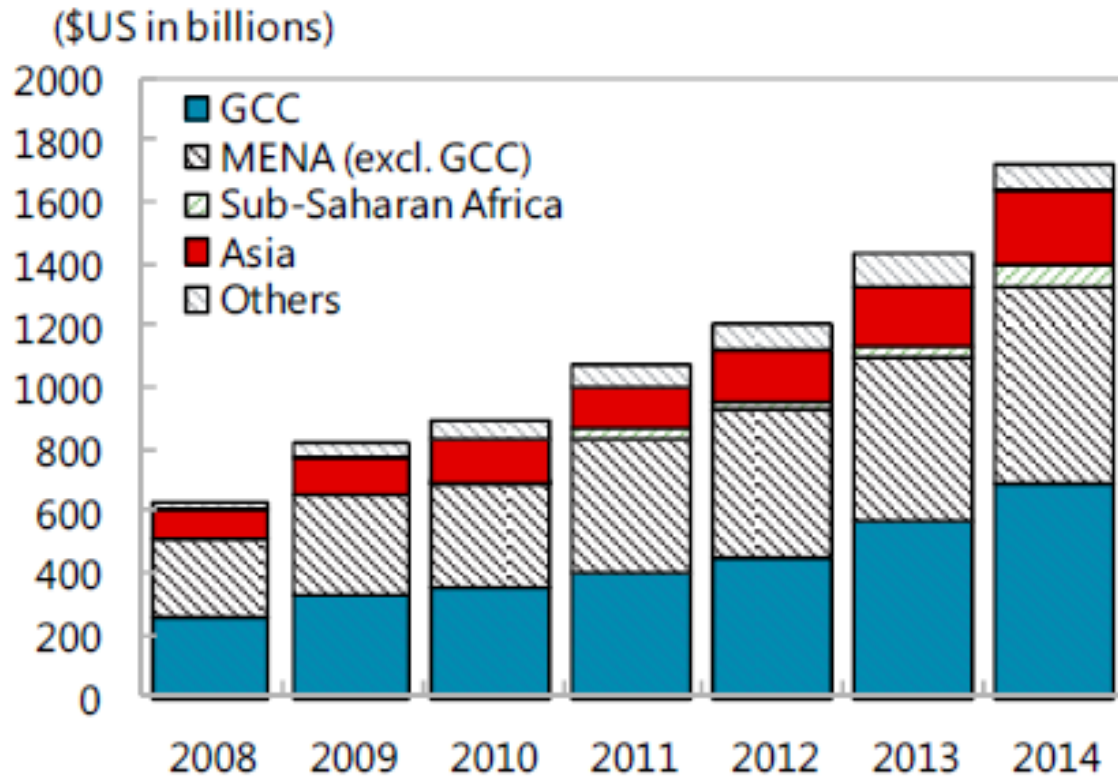
Rashid Al Mansoori

# Composition of Islamic Assets



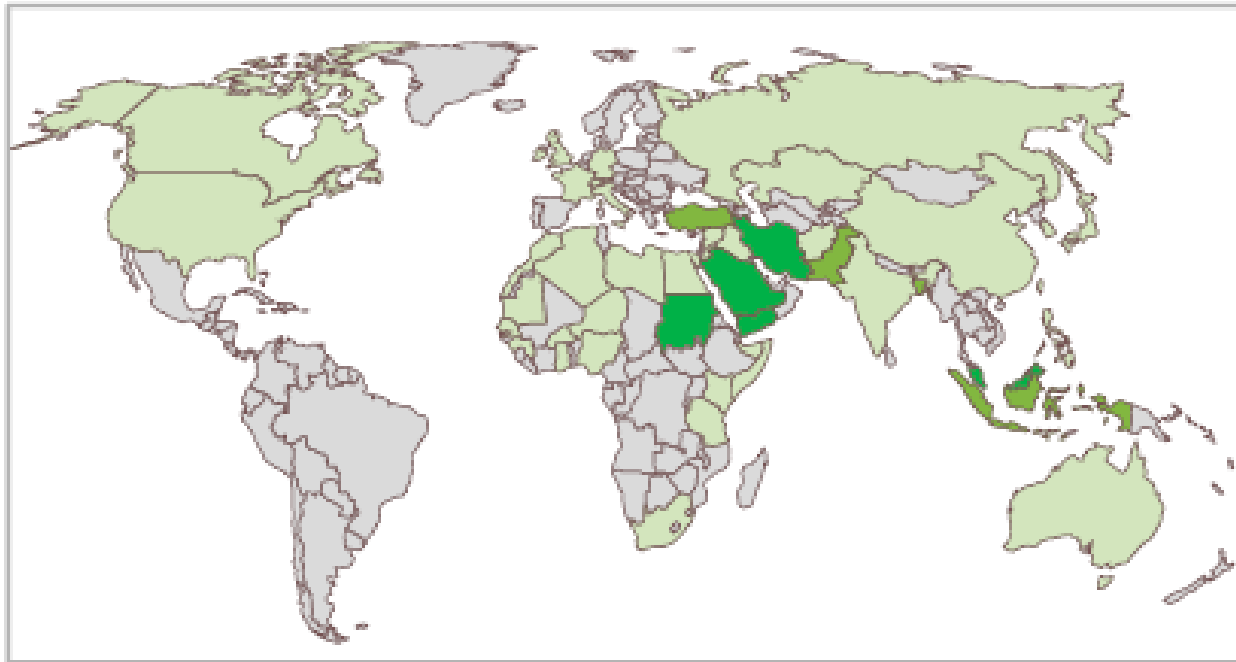
IMF, Islamic Finance: Opportunities, Challenges and Policy Options (April 2015)  
Data: 2013 Estimate

# Islamic Assets Growth Trend (2008 – 2014)



Source: IMF, Islamic Finance: Opportunities, Challenges and Policy Options (April 2015)

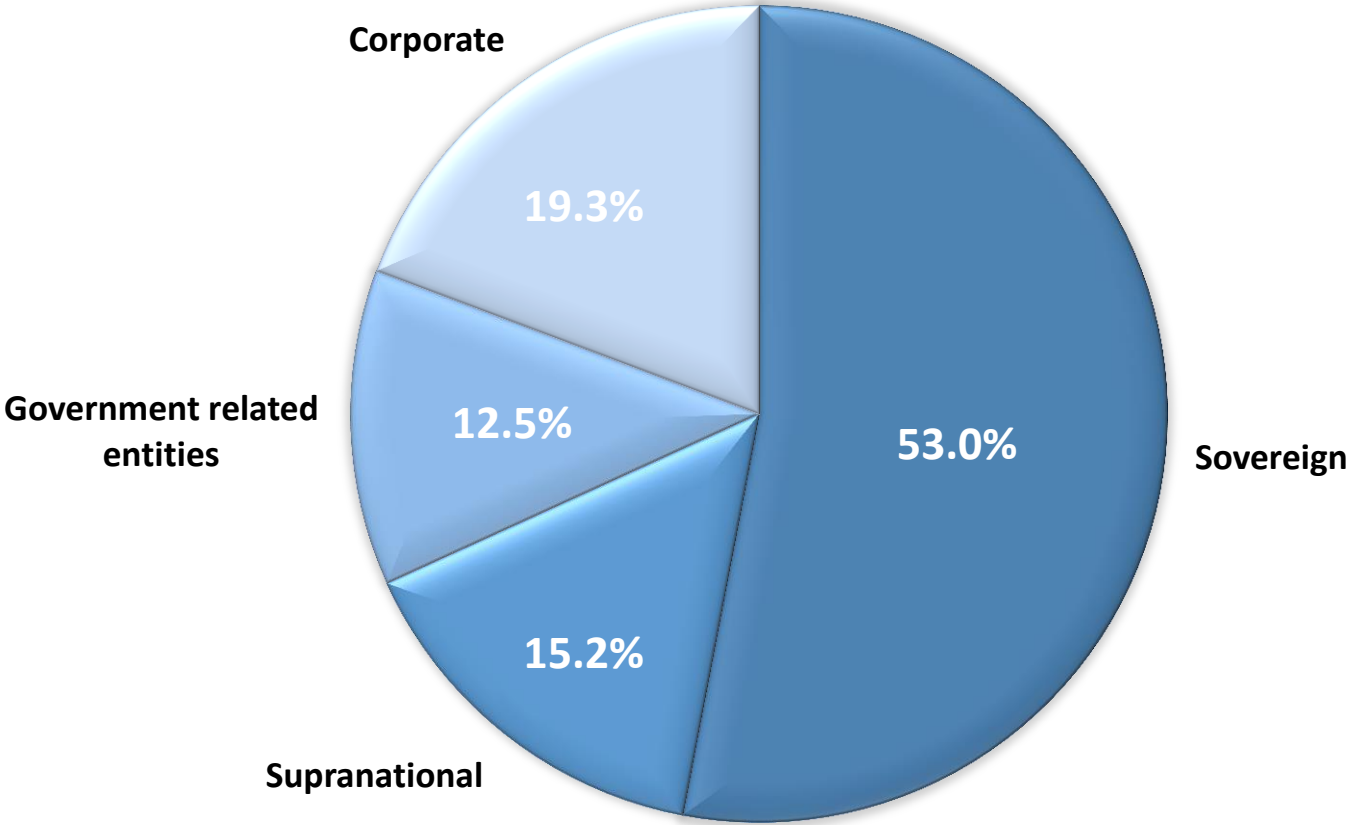
# Islamic Markets by Systemic Significance



- Systemic Importance
- Potential Systemic Importance in Medium-Term Given Current Growth
- Present, but nonsystemic

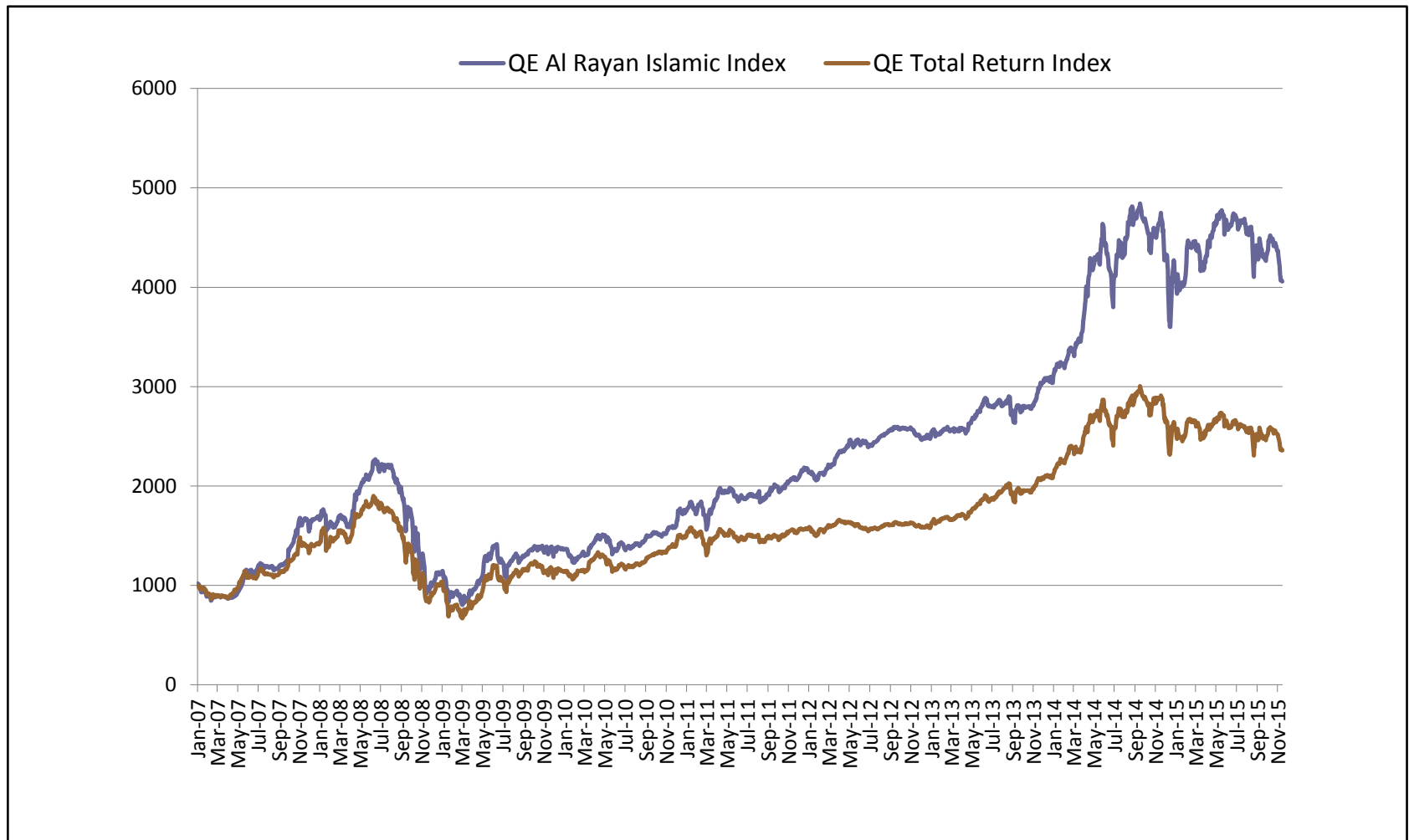
Source: IMF, Islamic Finance: Opportunities, Challenges and Policy Options (April 2015)

# Sukuk Issues by Issuer Type



Source: ISRA databases, IFIS, Zawya, Bloomberg

# QE AI Rayan Islamic Index Performance



# ETFs on the MSCI and S&P Shari'a indices

## MARKETING MATERIAL

Deutsche Asset  
& Wealth Management

### db x-trackers S&P 500 Shariah UCITS ETF

Fund information	
Fund name	db x-trackers S&P 500 Shariah UCITS ETF
ISIN	LU0328475362
UCITS IV compliant	Yes
Fund currency	USD
Investment Methodology	Indirect Replication
Portfolio Structure	Portfolio + Swap (unfunded)
Fund launch date	07 July 2008
All-in fee*	0.50% p.a.
Financial year end	31 December
Income treatment	Reinvestment
NAV per Share	USD 21.23 (27 February 2015)
Total Fund Assets	USD 13,373,829 (27 February 2015)
Reporting Fund	Yes

## iShares MSCI World Islamic UCITS ETF October Factsheet

Performance, Portfolio Breakdowns and Net Asset information as at: 31-Oct-2015

All other data as at 06-Nov-2015

### KEY FACTS

Asset Class	Equity
Fund Base Currency	USD
Inception Date	07-Dec-2007
Benchmark	MSCI World Islamic Index
ISIN	IE00B27YCN58
Total Expense Ratio	0.60%
Distribution Type	Semi-Annual
Domicile	Ireland
Methodology	Optimised
Product Structure	Physical
Rebalance Frequency	Quarterly
UCITS	Yes
ISA Eligibility	Yes
SIPP Available	Yes
UK Distributor/Reporting Status	Yes/Yes
Use of Income	Distributing

Net Assets	USD 100,159,422
Number of Holdings	593
Shares Outstanding	3,600,000
Benchmark Ticker	NIWO
Distribution Yield	0.71%

**iShares**  
by BLACKROCK®

ISWD

Thank you



بورصة قطر  
Qatar Stock Exchange